IF YOU HAVE PROBLEMS READING THIS DOCUMENT, PLEASE CONTACT THE USCIS HISTORY LIBRARY AT CISHISTORY.LIBRARY@DHS.GOV.



ANNUAL REPORT

OF THE

COMMISSIONER-GENERAL OF IMMIGRATION

FOR THE

FISCAL YEAR ENDED JUNE 30, 1903.

WASHINGTON:
GOVERNMENT PRINTING OFFICE.
1903.

TREASURY DEPARTMENT,

Document No. 2330.

Commissioner-General of Immigration.

ANNUAL REPORT

OF THE

COMMISSIONER-GENERAL OF IMMIGRATION.

TREASURY DEPARTMENT,
BUREAU OF IMMIGRATION,
Washington, D. C., June 30, 1903.

SIR: Although by the terms of an act to establish the Department of Commerce and Labor, approved February 14, 1903, the Immigration Service was transferred to said Department, such transfer did not take effect until the beginning of the fiscal year 1904, and I accordingly present for your consideration the following report of the operations of the Bureau for the year ending June 30, 1903.

For reasons that will appear in the appropriate place in this report, there have been incorporated into it the reports to the Bureau of certain officers having charge of the administration of the immigration laws at ports whose needs or operations call for special mention; but it is not intended thereby to give the impression that the officers at other ports or places have been any less efficient, or that the duties performed by them, or the accessories required by them in such performance, are any less indispensable to the success of this branch of the Executive Department. As will be shown hereinafter, there is no part or detail of the immigration service which can with impunity be neglected. Its power to accomplish the purpose for which it was organized may, perhaps, best be measured by the work accomplished at its weakest point.

The usual tabulated statements are given below, with appropriate headings indicating the nature of the information shown by the tables, respectively, over which they are placed. In some instances, for the purpose of making it possible to institute a comparison with the figures for the corresponding periods of other years, the latter are given in parallel columns.

TABLE I.—REPORT OF IMMIGRANTS ARRIVED IN THE UNITED STATES, BY PORTS, DURING THE FISCAL YEARS ENDED JUNE 30, 1902 AND 1903.

Ports.	1902.			1903.		
	Males.	Females.	Total.	Males.	Females.	Total.
New York, N. Y.	355,414	137,848	493,262	451,404	180,481	631,885
Boston, Mass.	24,295	15,170	39,465	39,598	23,240	62,838
Philadelphia, Pa.	11,360	5,815	17,175	19,676	8,084	27,760
Baltimore, Md.	32,193	7,486	39,679	44,328	11,474	55,802
San Francisco, Cal.	4,389	882	5,271	6,097	1,159	7,256
San Juan, P. R.	568	224	792	1,481	639	2,120
Key West, Fla.	2,938	1,131	4,069	3,112	1,442	4,554
New Orleans, La.	3,158	1,253	4,411	3,755	1,338	5,093
Galveston, Tex.	610	481	1,091	1,268	862	2,130

TABLE I.—REPORT OF IMMIGRANTS ARRIVED IN THE UNITED STATES, ETC.—Cont'd

Ports	1902.			1903.		
	Males.	Females.	Total.	Males.	Females.	Total.
Port Townsend, Wash	2,145	86	2,231	2,587	210	2,797
Portland, Me	1,001	633	1,634	38	31	69
Honolulu, H. I	6,139	3,731	9,870	10,835	3,715	14,550
Portland, Oreg	76	2	78	378	35	413
New Bedford, Mass	266	60	326	2,133	1,206	3,339
Providence, R. I	38	19	57	193	78	271
Miami and Tampa, Fla	69	13	82	121	87	208
Newport News, Va	5	2	7	8	1	9
New London, Conn	30	14	44			
Bangor, Me				1		1
Gloucester, Mass				1	2	3
Shieldsboro, Miss				4		4
Fernandina, Fla				7		7
Wilmington, Del				1		1
Jacksonville, Fla				10	5	15
Beaufort, S. C				1		1
Total, United States	444,694	174,850	619,544	587,037	234,089	821,126
Through Canada via:						
Quebec, Point Levis, St. John, and Halifax	19,010	7,399	26,409	23,346	9,597	32,943
Vancouver and Victoria	2,665	125	2,790	2,763	214	2,977
Total, Canada	21,675	7,524	29,199	26,109	9,811	35,920
Grand total	466,369	182,374	648,743	613,146	243,900	857,046

From the foregoing table it appears that the total steerage immigration for the year was composed of 857,046 souls, an excess over that of last year of 208,303, or 32 per cent. Of these there arrived at—

United States continental ports		804,456
United States insular ports:		
Hawaiian	14,550	
Porto Rican	2,120	
		16,670
Canadian ports		35,920
Total		857,046

The above noted increase was made up of additional arrivals at continental ports of this country of 195,574, at insular ports of 6,008, and at ports of Canada of 6,721. Apart from the general increase of immigration the most noticeable feature of the above table is the increase at New Bedford, Mass., from 326 to 3,339, and the decrease at Portland, Me., from 1,634 to 69.

TABLE II.—COMPARATIVE STATEMENT SHOWING THE NUMBER OF IMMIGRANTS ARRIVED IN THE UNITED STATES, BY COUNTRIES, DURING THE FISCAL YEARS ENDED JUNE 30, 1902 AND 1903, RESPECTIVELY, SHOWING INCREASE AND DECREASE FOR EACH COUNTRY.

Country.	1902.	1903.	Increase.	Decrease.
Austria-Hungary	171,989	206,011	34,022	
Belgium	2,577	3,450	873	
Denmark	5,660	7,158	1,498	
France, including Corsica	3,117	5,578	2,461	
German Empire	28,304	40,086	11,782	
Greece	8,104	14,090	5,986	
Italy, including Sicily and Sardinia	178,375	230,622	52,247	
Netherlands	2,284	3,998	1,714	
Norway	17,484	24,461	6,977	
Portugal, including Cape Verde and Azore Islands	5,307	9,317	4,010	
Roumania	7,196	9,310	2,114	
Russian Empire and Finland	107,347	136,093	28,746	
Servia, Bulgaria, and Montenegro	851	1,761	910	
Spain, including Canary and Balearic Islands	975	2,080	1,105	
Sweden	30,894	46,028	15,134	

TABLE II.—COMPARATIVE STATEMENT SHOWING THE NUMBER OF IMMIGRANTS ARRIVED IN THE UNITED STATES, ETC.—Continued.

Country.	1902.	1903.	Increase	Decrease.
Switzerland	2,344	3,983	1,639	
Turkey in Europe	187	1,529	1,342	
England	13,575	26,219	12,644	
Ireland	29,133	35,310	6,172	
Scotland	2,560	6,143	3,583	
Wales	763	1,275	512	
Europe, not specified	37	5		32
Total Europe	619,068	814,507	195,439	
China	1,649	2,209	560	
Japan	14,270	19,968	5,698	
India	93	94	1	
Turkey in Asia	6,223	7,118	895	
Other Asia	36	577	541	
Total Asia	22,271	29,966	7,695	
Africa	37	176	139	
Australia, Tasmania, and New Zealand	384	1,150	766	
Philippine Islands	126	132	6	
Pacific islands, not specified	56	67	11	
British North America	636	1,058	422	
British Honduras	51	81	30	
Other Central America	254	597	343	
Mexico	709	528		181
South America	337	589	252	
West Indies	4,711	8,170	3,459	
All other countries	103	25		78
Total	648,743	857,046	208,303	
Other alien passengers	82,055	64,269		17,786
Total alien passengers	730,798	921,315	190,517	

This table shows increase in immigration from all foreign sources, suggesting as the chief cause of the influx of aliens into the United States during the year the inducements offered to settlers here rather than any specially localized causes of discontent in their own countries.

Of the total steerage immigration, there came from Europe 814,507, from Asia 29,966, and from all other sources 12,573. If to these figures are added those representing the total arrivals of alien cabin passengers (64,269), the result will show that, irrespective of those coming from Canada and Mexico, either as residents or citizens of those countries, of whom no record is kept, the total immigration of aliens to the United States during the year aggregated 921,315, or 105,043 more than the greatest number heretofore reported for any one year.

The following statement, made from the data in Table II, is interesting as showing the countries, in groups, from which the steerage immigrants came during the year under consideration and the next preceding year:

Countries of northern and western Europe.	1902.	1903.	Increase.
German Empire	28,304	40,086	11,782
Switzerland	2,344	3,983	1,639
France	3,117	5,578	2,461
Belgium	2,577	3,450	873
Netherlands	2,284	3,998	1,714
Denmark	5,660	7,158	1,498
United Kingdom of Great Britain and Ireland	46,036	68,947	22,911
Norway	17,484	24,461	6,977
Sweden	30,894	46,028	15,134
Total	138,700	203,689	64,989

Ratio of increase, 47 per cent.

Countries of eastern and southern Europe.	1902.	1903.	Increase.
Austria-Hungary	171,989	206,011	34,022
Italy	178,375	230,622	52,247
Greece	8,104	14,090	5,986
Roumania	7,196	9,310	2,114
Russian Empire and Finland	107,347	136,093	28,746
Spain	975	2,080	1,105
Portugal	5,307	9,317	4,010
Servia, Bulgaria, and Montenegro	851	1,761	910
Turkey	187	1,529	1,342
Total	480,331	610,813	130,482

Ratio of increase, 27 per cent.

While some encouragement may be gained from consideration of the foregoing tabulated statements showing that the ratio of increase in immigration from northern Europe was greatly in excess of that of the increase from southern Europe, yet the fact remains that the great bulk of aliens added to our population during the year just passed came from Austria-Hungary, Italy, and Russia, those three countries alone sending 572,726 of the total number of steerage aliens—more than two-thirds.



THE CHAMBERLAIN, FOR USE OF BOARDING OFFICERS, ELLIS ISLAND STATION.

TABLE III.—REPORT OF ALIENS ARRIVED AND DEBARRED AT THE PORTS OF UNITED STATES AND CANADA, ETC.—Continued.

Race or people.	Arrived.												Debarred.											
	Male.	Female.	Total.	Under 14 years.	14 to 45 years.	45 years and over.	Illiteracy 14 years and over.		Immigrants bringing—		Total amount of money shown.	Have been in the United States before.	Idiots.	Insane persons.	Paupers, or likely to become public charges.	Loathsome or dangerous contagious diseases.	Convicts.	Polygamists.	Women for immoral purposes.	Assisted immigrants.	Contract laborers.	Returned in one year after landing.	Relieved in hospital.
							Can read but can not write.	Can neither read nor write.	$30 or over.	Less than $30.													
Roumanian	4,472	268	4,740	78	4,408	254	4	997	114	4,182	$49,267	111			23						8	9	15
Russian	2,897	711	3,608	407	3,069	132	15	1,009	437	2,277	90,429	123		1	25	30					5	2	38
Ruthenian (Russniak)	7,695	2,148	9,843	467	9,084	292	39	4,595	254	8,247	92,462	793			79	9					3	2	59
Scandinavian	51,272	28,075	79,347	8,396	67,518	3,433	152	264	14,641	47,586	1,630,859	8,817		1	65	24					11	28	228
Scotch	3,995	2,224	6,219	960	4,600	659	10	52	2,940	1,413	273,129	1,362			16						2	3	14
Slovak	24,394	10,033	34,427	3,300	30,042	1,085	102	6,632	1,849	26,903	413,237	4,886			151	42					43	15	277
Spanish	2,738	559	3,297	282	2,722	293	7	266	1,529	1,372	165,414	1,499		1	27	1					19		15
Spanish-American	691	287	978	150	735	93		208	716	182	122,393	375			8	1			1				
Syrian	3,749	1,802	5,551	952	4,379	220	3	2,468	1,025	2,531	156,792	456			195	56					23	5	187
Turkish	424	25	449	8	434	7		134	109	246	13,936	32			13	4					1		5
Welsh	836	442	1,278	253	895	130	5	34	547	286	64,180	294			4							1	9
West Indian	943	554	1,497	202	1,175	120	2	67	805	515	60,074	523			50	1					17	2	11
All other peoples	59	30	89	19	66	4		5	29	36	2,485	36			4					1			10
Total	613,146	243,900	857,046	102,431	714,053	40,562	3,341	185,667	128,266	511,302	16,117,513	76,702	1	23	5,812	1,773	51	1	13	9	1,086	547	6,394

An inspection of Table III will show that of the total of 857,046 steerage aliens 613,146 were males and 243,900 were females, of whom 102,431 were less than 14 years of age, 714,053 ranged from 14 to 45, and 40,562 were 45 years old and over. There were of these 3,341 who could read but not write and 185,667 who could neither read nor write, leaving a balance able both to read and write of 668,038. It also appears that 76,702 of these steerage aliens had been in the United States before; that 128,266 of them brought each $30 in money or more; that 511,302 had each less than $30, and that the total amount of money shown by them to the officers was $16,117,513.

As showing the comparative thrift of the races, attention is directed to the fact that the 71,782 Germans brought $2,480,634, while the 196,117 South Italians had but $2,159,017; that the 28,451 English brought $1,405,365, while about the same number of Magyars, 27,124, showed only $341,401, and the 32,907 Croatians and Slovenians but $407,117.

Exclusive of those denied admission at the land boundaries of the United States there were rejected altogether 8,769, the causes of which are shown, with the corresponding figures for last year, in the subjoined statement:

Rejected aliens.	1902.	1903.
Idiots	7	1
Insane persons	27	23
Paupers	3,944	5,812
Diseased persons	709	1,773
Convicts	9	51
Polygamists	0	1
Women for immoral purposes	3	13
Assisted aliens	0	9
Contract laborers	275	1,086
Total	4,974	8,769

The most noteworthy features in this statement are those in relation to the rejections of alien contract laborers and persons suffering with dangerous contagious diseases. With respect to the former, it may fairly be assumed that the extra vigilance of the officers charged with the enforcement of the law has resulted in the detection and exclusion of the large number given, 1,086, which is in excess of the number excluded during any previous fiscal year since the establishment of the Bureau.

As regards the rejection of diseased aliens, I must reiterate the statement made in the last annual report that it exhibits upon the part of some of the transportation lines such a wanton disregard of the laws of the country as fully vindicates the wisdom of Congress in authorizing, by the act approved March 3, 1903, the imposition of a penalty for bringing diseased aliens to this country in those cases in which the existence of the disease was perceptible at the time of foreign embarkation.

Doubtless there are cases in which the transportation lines should not be punished, cases in which the disease may not be observable even after careful inspection by a competent physician. It is needless to say that in such instances, the power to penalize being in a measure discretionary, no fine should be exacted. It is equally beyond question that in other instances the fine should be imposed, for there is no

feature of the system of legislation devised to protect the people of this country from the dangers of an indiscriminate and unrestricted influx of aliens so important, from a physical point of view, as that intended to prevent the introduction of disease. If some of the diseases are obscure, that fact simply emphasizes the need of greater precaution. The transportation lines, in those instances in which a doubt exists as to the nature or fact of disease, has within its own power complete protection from the risk of incurring the penalty by resorting to a refusal to take aliens who are, or may be, afflicted therewith on board their vessels. On the other hand, if a diseased alien is once allowed to embark, neither the healthy aliens on the same vessel nor the people of this country can escape the evil consequences. These views apply, of course, merely to communicable diseases, on account of bringing which alone the fine alluded to may be imposed; but for reasons to be stated hereafter it is, in my judgment, time to exclude all physically defective and diseased aliens, including those who have reached an age when they can not reasonably be expected to support themselves much longer, if at all.

The following statement shows the annual rejections and the causes therefor since the establishment of the Bureau:

REPORT OF IMMIGRANTS REFUSED ADMISSION AT SEAPORTS, SHOWING ALSO THOSE RETURNED IN ONE YEAR AFTER LANDING, UNDER THE PROVISIONS OF THE ALIEN CONTRACT LABOR LAWS AND THE LAWS REGULATING IMMIGRATION, DURING THE TWELVE YEARS, 1892 TO 1903, INCLUSIVE.

Year.	Immigrants.	Debarred.										Returned in one year after landing.
		Idiots.	Insane persons.	Paupers, or likely to become public charges.	Loathsome or dangerous contagious diseases.	Convicts.	Polygamists.	Assisted immigrants.	Women for immoral purposes.	Contract laborers.	Total debarred.	
1892	579,663	4	17	1,002	80	26	....	23	80	932	2,164	637
1893	439,730	3	8	431	81	12	....	.....	.....	518	1,053	577
1894	285,631	4	5	802	15	8	....	.....	2	553	1,389	417
1895	258,536	6	.....	1,714	.....	4	....	1	.....	694	2,419	177
1896	343,267	1	10	2,010	2	....	....	.....	.....	776	2,799	238
1897	230,832	1	6	1,277	1	1	....	3	.....	328	1,617	263
1898	229,299	1	12	2,261	258	2	....	79	.....	417	3,030	199
1899	311,715	1	19	2,599	348	8	....	82	.....	741	3,798	263
1900	448,572	1	32	2,974	393	4	....	2	7	833	4,246	356
1901	487,918	6	16	2,798	309	7	....	50	3	327	3,516	363
1902	648,743	7	27	3,944	709	9	....	.....	3	275	4,974	465
1903	857,046	1	23	5,812	1,773	51	1	9	13	1,086	8,769	547
Total	5,120,952	36	175	27,624	3,969	132	1	249	108	7,480	39,774	4,502

Table III also shows that there were returned to their own countries within one year after landing, from subsequently arising inability to maintain themselves, 547, as compared with 465 for the next preceding year; and that 6,394 were cared for in hospital, 4,217 having been so provided for during the year 1902.

This same table also supplies the information for the following statement, which shows the principal races which contributed to the sum total of alien steerage immigrants:

Italian (north and south)	233,546
Polish	82,343
Scandinavian	79,347

PROPORTION OF ARRIVALS AT SEAPORTS DEBARRED FROM LANDING, AND PROPORTION OF LANDED AFTERWARD RETURNED.

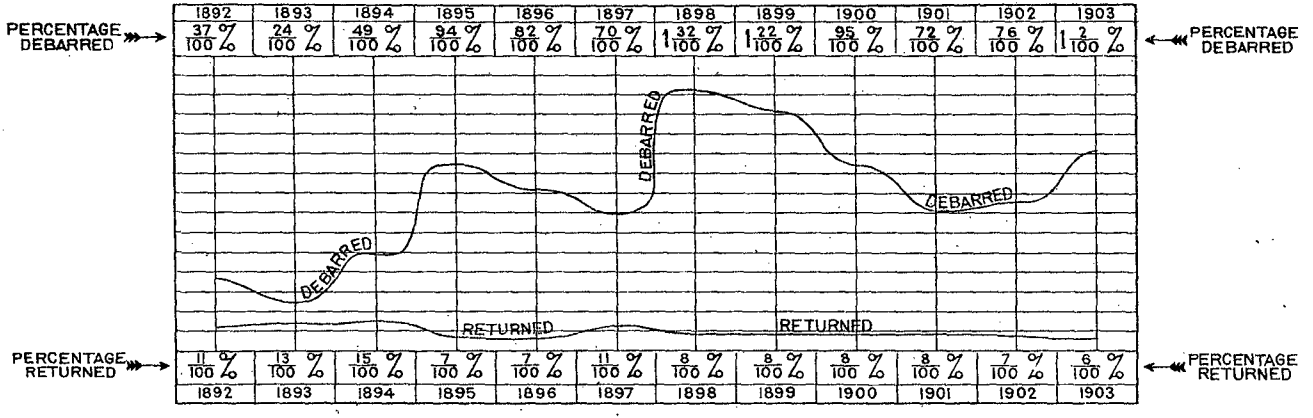

TABLE SHOWING NUMBER DEBARRED AND CAUSES THEREFOR, NUMBER RETURNED AFTER LANDING, AND NUMBER OF ARRIVALS.
(UPON WHICH THE ABOVE DIAGRAM IS BASED.)

DEBARRED CAUSES	1892	1893	1894	1895	1896	1897	1898	1899	1900	1901	1902	1903	DEBARRED CAUSES
IDIOTS	4	3	4	6	1	1	1	1	1	6	7	1	IDIOTS
INSANE	17	8	5		10	6	12	19	32	16	27	28	INSANE
PAUPERS	1002	431	802	1714	2010	1277	2261	2599	2974	2798	3944	5812	PAUPERS
DISEASED	80	81	15		2	1	258	348	393	309	709	1773	DISEASED
CONVICTS	26	12	8	4		1	2	8	4	7	9	51	CONVICTS
ASSISTED	23			1		3	79	82	2	50		9	ASSISTED
PROSTITUTES	80		2						7	3	3	13	PROSTITUTES
CONTRACT LABORERS	932	518	553	694	776	328	417	741	833	327	275	1086	CONTRACT LABORERS
TOTAL DEBARRED	2164	1053	1389	2419	2799	1617	3030	3798	4246	3516	4974	8769	TOTAL DEBARRED
RETURNED	637	577	417	177	238	263	199	263	356	363	465	547	RETURNED
ARRIVALS	579 663	439730	285631	258536	343267	230832	229299	311 715	448572	487918	648743	857046	ARRIVALS

Hebrew	76,203
German	71,782
Irish	35,366
Slovak	34,427
Croatian and Slovenian	32,907
English	28,451
Magyar	27,124
All others	155,550
Total	857,046

TABLE III A.—REPORT OF IMMIGRANTS REFUSED ADMISSION, FROM FOREIGN CONTIGUOUS TERRITORY, TO THE UNITED STATES, UNDER THE PROVISIONS OF THE ALIEN CONTRACT LABOR LAWS AND THE LAWS REGULATING IMMIGRATION, FOR THE YEAR ENDING JUNE 30, 1903.

Ports.	Debarred.							
	Idiots.	Insane persons.	Paupers, or likely to become public charges.	Loathsome or dangerous contagious diseases.	Women for immoral purposes.	Contract laborers.	Without certificates.	Total debarred.
Eastport, Me	1	1	79	1	3	12	52	149
St. Stephens, New Brunswick			1				35	36
Vanceboro, Me			214	1	2	39	223	479
Megantic, Quebec			34					34
North Stratford, N. H	1		58			33	8	100
Newport, Vt	2		67			19	66	154
Montreal, Quebec			441	380		34	22	877
Cornwall, Ontario			4			3	34	41
Ogdensburg, N. Y		1	19			3	28	51
Niagara Falls, N. Y		1	78	71		16	9	175
Black Rock, Ontario			58	37	2	27		124
Windsor, Ontario		4	34	15		72	2	127
Port Huron, Mich		1	10	23	3	22		59
Sault Ste. Marie, Mich		6	125	577	2	58		768
Winnipeg, Manitoba		1	113	177		45		336
Emerson, Manitoba							56	56
Gretna, Manitoba		1	3	19			197	220
Pembina, N. Dak			36	2		9	18	65
Estevan, Northwest Territory			16	17			73	106
Huntingdon, British Columbia			9	6		6	41	62
Other Canadian border ports		1	176	113	2	33	198	523
Total Canadian border	4	17	1,575	1,439	14	431	1,062	4,542
Laredo, Tex			111	19		57		187
Brownsville, Tex			3					3
Eagle Pass, Tex	4	4	370	54	15	174		621
El Paso, Tex		1	4,409	2	3	61		4,476
Nogales, Ariz			2			7		9
Del Rio, Tex			25	2		2		29
Piedras Negras, Mexico			38					38
Naco, Ariz			6		7	4		17
Total Mexical border	4	5	4,964	77	25	305		5,380
Total border rejections	8	22	6,539	1,516	39	736	1,062	9,922

It should be explained, however, that these rejected aliens were not of the arrivals reported in Table I, given in this report, but were a portion of the unnumbered aliens crossing into the United States from foreign contiguous territory.

From Tables IV and V, subjoined, information may be obtained, respectively, of the comparative arrivals, by sex and for each month of the fiscal year, during 1902 and 1903 and of the countries whence the steerage aliens came, as well as the races to which they belong.

TABLE IV.—REPORT OF IMMIGRANTS ARRIVED IN THE UNITED STATES, BY MONTHS, FOR TWELVE MONTHS ENDING JUNE 30, 1902 AND 1903.

Month.	1902.			1903.		
	Males.	Females.	Total.	Males.	Females.	Total.
July	22,060	12,959	35,019	33,254	17,528	50,782
August	20,392	12,011	32,403	28,770	16,779	45,549
September	26,350	16,671	43,021	34,826	23,402	58,228
October	24,657	17,147	41,804	40,519	23,095	63,614
November	28,247	15,053	43,300	36,654	18,523	55,177
December	25,721	11,827	37,548	34,336	15,955	50,291
January	17,135	6,094	23,229	23,543	8,308	31,851
February	28,898	7,865	36,763	37,620	9,647	47,267
March	64,850	12,638	77,488	75,457	16,209	91,666
April	75,070	20,537	95,607	100,265	26,021	126,286
May	80,131	26,870	107,001	99,840	37,674	137,514
June	52,858	22,702	75,560	68,062	30,759	98,821
Total	466,369	182,374	648,743	613,146	243,900	857,046



ALIENS LANDING FROM BARGES AT ELLIS ISLAND STATION.

TABLE V.—REPORT OF ALIENS ARRIVED AT THE PORTS OF UNITED STATES AND CANADA FOR THE YEAR ENDING JUNE 30, 1903, SHOWING THE COUNTRIES WHENCE THEY CAME AND THE RACES OR PEOPLES TO WHICH THEY BELONG.

Countries.	African, black.	Armenian.	Bohemian and Moravian.	Bulgarian, Servian, and Montenegrin.	Chinese.	Croatian and Slovenian.	Cuban.	Dalmatian, Bosnian, and Herzegovinian.	Dutch and Flemish.	East Indian.	English.	Filipino.	Finnish.	French.	German.	Greek.	Hebrew.	Irish.	Italian (north).	Italian (south).
Austria-Hungary	.....	2	9,577	4,227	.....	32,892	.....	1,723	2	.....	3	.....	.....	3	23,597	.....	18,759	.....	2,146	24
Belgium	.....	.....	.....	.....	.....	.....	.....	.....	2,452	.....	1	.....	.....	949	41	.....	7	.....	.....	.....
Denmark	.....	.....	.....	.....	.....	.....	.....	.....	.....	.....	.....	.....	.....	.....	3	.....	.....	.....	.....	.....
France, including Corsica	1	.....	.....	.....	.....	.....	.....	.....	.....	.....	.....	.....	.....	5,488	41	.....	11	.....	35	.....
German Empire	.....	.....	10	.....	.....	3	.....	.....	12	.....	10	.....	.....	47	34,213	1	477	.....	1	.....
Greece	.....	.....	.....	.....	.....	.....	.....	.....	.....	.....	1	.....	.....	.....	.....	14,082	1	.....	6	.....
Italy, including Sicily and Sardinia	.....	2	.....	.....	.....	.....	.....	3	.....	.....	4	.....	.....	9	14	.....	2	.....	34,571	195,993
Netherlands	.....	.....	.....	.....	.....	.....	.....	.....	3,975	.....	1	.....	.....	.....	2	.....	20	.....	.....	.....
Norway	.....	.....	.....	.....	.....	.....	.....	.....	.....	.....	.....	.....	.....	.....	.....	.....	1	.....	.....	.....
Portugal, including Cape Verde and Azore islands	934	.....	.....	.....	.....	.....	.....	.....	.....	.....	.....	.....	.....	.....	.....	.....	.....	1	.....	.....
Roumania	.....	.....	.....	3	.....	.....	.....	.....	.....	.....	.....	.....	.....	3	210	5	8,562	.....	.....	.....
Russian Empire and Finland	.....	.....	.....	.....	.....	.....	.....	.....	6	.....	.....	.....	18,776	.....	10,485	.....	47,689	.....	.....	.....
Servia, Bulgaria, and Montenegro	.....	.....	.....	1,705	.....	7	.....	.....	.....	.....	.....	.....	.....	.....	15	.....	8	.....	.....	.....
Spain, including Canary and Balearic islands	.....	.....	.....	.....	.....	.....	7	.....	.....	.....	6	.....	.....	18	1	14	1	.....	6	.....
Sweden	.....	.....	.....	.....	.....	.....	.....	.....	.....	.....	.....	.....	75	.....	5	.....	.....	.....	1	.....
Switzerland	.....	.....	.....	.....	.....	.....	.....	.....	.....	.....	2	.....	.....	423	2,930	.....	7	.....	572	2
Turkey in Europe	.....	95	.....	540	.....	4	.....	.....	.....	.....	9	.....	.....	2	1	260	161	.....	.....	5
United Kingdom	3	.....	.....	.....	.....	.....	.....	.....	2	.....	25,652	1	.....	25	29	.....	420	35,308	14	1
Not specified	.....	.....	.....	.....	.....	.....	.....	.....	.....	.....	4	.....	.....	.....	.....	1	.....	.....	.....	.....
Total Europe	938	99	9,587	6,475	.....	32,906	7	1,726	6,449	.....	25,693	1	18,851	6,967	71,587	14,363	76,126	35,309	37,352	196,025
China	.....	.....	.....	.....	2,191	.....	.....	.....	.....	.....	6	.....	.....	1	3	.....	.....	1	.....	.....
Japan	.....	.....	.....	.....	.....	.....	.....	.....	2	.....	16	.....	.....	.....	11	.....	.....	2	.....	.....
India	.....	.....	.....	.....	.....	.....	.....	.....	.....	83	7	.....	.....	.....	1	.....	1	.....	.....	.....

TABLE V.—REPORT OF ALIENS ARRIVED AT THE PORTS OF UNITED STATES AND CANADA, ETC.—Continued.

Countries.	African, black.	Armenian.	Bohemian and Moravian.	Bulgarian, Servian, and Montenegrin.	Chinese.	Croatian and Slovenian.	Cuban.	Dalmatian, Bosnian, and Herzegovinian.	Dutch and Flemish.	East Indian.	English.	Filipino.	Finnish.	French.	German.	Greek.	Hebrew.	Irish.	Italian (north).	Italian (south).
Turkey in Asia	.....	1,660	.....	.....	.....	1	.....	.....	.....	.....	.....	.....	.....	.....	.....	8	50	.....	.....	.....
Other Asia	.....	.....	.....	.....	.....	.....	.....	.....	.....	.....	.....	.....	.....	.....	.....	.....	.....	.....	.....	.....
Total Asia	.....	1,660	.....	.....	2,191	1	.....	.....	2	83	29	.....	.....	1	15	8	51	3	.....	.....
Africa	96	.....	.....	.....	.....	.....	.....	.....	11	.....	44	.....	.....	1	4	.....	6	1	.....	.....
Australia, Tasmania, and New Zealand	.....	.....	1	2	.....	.....	.....	.....	.....	.....	893	1	13	8	32	1	10	32	4	.....
Philippine Islands	.....	.....	.....	.....	.....	.....	.....	.....	.....	.....	.....	130	.....	.....	.....	.....	.....	.....	.....	.....
Pacific Islands, not specified	.....	.....	.....	.....	.....	.....	.....	.....	.....	.....	8	1	.....	.....	2	.....	.....	.....	2	.....
British North America	.....	.....	.....	.....	.....	.....	.....	.....	.....	.....	900	.....	.....	4	3	.....	.....	12	3	.....
British Honduras	1	.....	.....	.....	.....	.....	.....	1	.....	.....	16	.....	.....	2	2	.....	.....	1	.....	.....
Other Central America	.....	.....	.....	.....	.....	.....	20	2	14	.....	89	.....	.....	34	46	.....	.....	.....	.....	27
Mexico	3	.....	.....	.....	.....	.....	.....	.....	.....	.....	12	.....	.....	.....	2	.....	.....	.....	2	.....
South America	2	.....	1	.....	.....	.....	23	5	.....	.....	2	.....	.....	25	19	1	8	2	25	9
West Indies	1,134	.....	2	2	1	.....	2,894	2	20	.....	762	.....	.....	124	70	3	1	5	41	56
All other countries	.....	.....	.....	.....	.....	.....	.....	.....	.....	.....	3	.....	.....	.....	.....	.....	1	1	.....	.....
Grand total	2,174	1,759	9,591	6,479	2,192	32,907	2,944	1,736	6,496	83	28,451	133	18,864	7,166	71,782	14,376	76,203	35,366	37,429	196,117

TABLE V.—REPORT OF ALIENS ARRIVED AT THE PORTS OF UNITED STATES AND CANADA, ETC.—Continued.

Countries.	Japanese.	Korean.	Lithuanian.	Magyar.	Mexican.	Pacific Islander.	Polish.	Portuguese.	Roumanian.	Russian.	Ruthenian, or Russniak.	Scandinavian (Norwegians, Danes, and Swedes).	Scotch.	Slovak.	Spanish.	Spanish-American.	Syrian.	Turkish.	Welsh.	West Indian.	All other peoples.	Total immigrants.
Austria-Hungary	.....	.....	8	27,113	.....	.....	37,499	.....	4,173	22	9,819	.....	.....	34,412	8	.....	2	.....	.....	.....	.....	206,011
Belgium	.....	.....	.....	.....	.....	.....	.....	.....	.....	.....	.....	.....	.....	.....	.....	.....	.....	.....	.....	.....	.....	3,450
Denmark	.....	.....	.....	.....	.....	.....	.....	.....	.....	.....	.....	7,154	.....	.....	.....	.....	.....	.....	.....	1	.....	7,158
France, including Corsica	.....	.....	.....	.....	.....	.....	.....	.....	.....	.....	.....	.....	.....	.....	2	.....	.....	.....	.....	.....	.....	5,578
German Empire	.....	.....	2	7	.....	.....	5,252	.....	.....	.....	.....	46	.....	3	1	1	.....	.....	.....	.....	.....	40,086
Greece	.....	.....	.....	.....	.....	.....	.....	.....	.....	.....	.....	.....	.....	.....	.....	.....	.....	.....	.....	.....	.....	14,090
Italy, including Sicily and Sardinia	.....	.....	.....	.....	.....	.....	.....	.....	.....	.....	.....	.....	.....	.....	19	.....	1	.....	.....	.....	4	230,622
Netherlands	.....	.....	.....	.....	.....	.....	.....	.....	.....	.....	.....	.....	.....	.....	.....	.....	.....	.....	.....	.....	.....	3,998
Norway	.....	.....	.....	.....	.....	.....	.....	.....	.....	.....	.....	24,460	.....	.....	.....	.....	.....	.....	.....	.....	.....	24,461
Portugal, including Cape Verde and Azore islands	.....	.....	.....	.....	.....	.....	.....	8,381	.....	.....	.....	.....	.....	.....	1	.....	.....	.....	.....	.....	.....	9,317
Roumania	.....	.....	.....	2	.....	.....	6	.....	514	5	.....	.....	.....	.....	.....	.....	.....	.....	.....	.....	.....	9,310
Russian Empire and Finland	.....	.....	14,420	.....	.....	.....	39,548	.....	1	3,565	24	1,571	.....	8	.....	.....	.....	.....	.....	.....	.....	136,093
Servia, Bulgaria, and Montenegro	.....	.....	.....	2	.....	.....	.....	.....	21	.....	.....	.....	.....	3	.....	.....	.....	.....	.....	.....	.....	1,761
Spain, including Canary and Balearic islands	.....	.....	.....	.....	.....	.....	.....	.....	.....	.....	.....	.....	.....	.....	1,974	33	17	.....	.....	2	1	2,080
Sweden	.....	.....	.....	.....	.....	.....	.....	.....	.....	.....	.....	45,947	.....	.....	.....	.....	.....	.....	.....	.....	.....	46,028
Switzerland	.....	.....	.....	.....	.....	.....	.....	.....	1	.....	.....	3	.....	1	.....	.....	.....	41	.....	.....	1	3,983
Turkey in Europe	.....	.....	.....	.....	.....	.....	.....	.....	30	.....	.....	1	1	.....	16	1	41	362	.....	.....	.....	1,529
United Kingdom	.....	.....	2	.....	.....	1	13	3	.....	.....	.....	6	6,139	.....	6	8	4	.....	1,274	36	.....	68,947
Not specified	.....	.....	.....	.....	.....	.....	.....	.....	.....	.....	.....	.....	.....	.....	.....	.....	.....	.....	.....	.....	.....	5
Total Europe	.....	.....	14,432	27,124	.....	1	82,318	8,384	4,740	3,592	9,843	79,188	6,140	34,427	2,027	43	65	403	1,274	39	6	814,507
China	.....	1	.....	.....	.....	.....	.....	.....	.....	.....	.....	1	3	.....	2	.....	.....	.....	.....	.....	.....	2,209
Japan	19,935	.....	.....	.....	.....	.....	.....	.....	.....	2	.....	.....	.....	.....	.....	.....	.....	.....	.....	.....	.....	19,968
India	.....	1	.....	.....	.....	.....	.....	.....	.....	.....	.....	.....	.....	.....	.....	.....	1	.....	.....	.....	.....	94
Turkey in Asia	.....	.....	.....	.....	.....	.....	.....	.....	.....	.....	.....	.....	.....	.....	.....	.....	5,366	33	.....	.....	.....	7,118
Other Asia	.....	562	.....	.....	.....	.....	.....	.....	.....	.....	.....	.....	.....	.....	.....	.....	.....	.....	.....	.....	15	577
Total Asia	19,935	564	.....	.....	.....	.....	.....	.....	.....	2	.....	1	3	.....	2	.....	5,367	33	.....	.....	15	29,966

TABLE V.—REPORT OF ALIENS ARRIVED AT THE PORTS OF UNITED STATES AND CANADA, ETC.—Continued.

Countries.	Japanese.	Korean.	Lithuanian.	Magyar.	Mexican.	Pacific Islander.	Polish.	Portuguese.	Roumanian.	Russian.	Ruthenian, or Russniak.	Scandinavian (Norwegians, Danes, and Swedes).	Scotch.	Slovak.	Spanish.	Spanish-American.	Syrian.	Turkish.	Welsh.	West Indian.	All other peoples.	Total immigrants.
Africa	.....	.....	.....	.....	.....	.....	.....	3	.....	.....	.....	6	.....	.....	.....	.....	.....	.....	.....	.....	4	176
Australia, Tasmania, and New Zealand	7	.....	.....	.....	.....	1	7	.....	.....	3	.....	55	49	.....	1	1	3	.....	3	1	22	1,150
Philippine Islands	.....	.....	.....	.....	.....	.....	.....	.....	.....	.....	.....	.....	2	.....	.....	.....	.....	.....	.....	.....	.....	132
Pacific Islands, not specified	1	.....	.....	.....	.....	50	.....	.....	.....	.....	.....	.....	3	.....	.....	.....	.....	.....	.....	.....	.....	67
British North America	97	.....	.....	.....	.....	.....	.....	.....	.....	.....	.....	5	12	.....	7	.....	.....	.....	.....	2	13	1,058
British Honduras	.....	.....	.....	.....	.....	.....	.....	.....	.....	.....	.....	.....	.....	.....	.....	53	.....	.....	.....	5	.....	81
Other Central America	.....	.....	.....	.....	1	.....	.....	.....	.....	.....	.....	11	6	.....	45	285	9	6	.....	2	.....	597
Mexico	.....	.....	.....	.....	468	.....	.....	.....	.....	.....	.....	.....	.....	.....	20	21	.....	.....	.....	.....	.....	528
South America	.....	.....	.....	.....	2	.....	18	14	.....	7	.....	.....	.....	.....	112	298	6	.....	.....	7	3	589
West Indies	1	.....	.....	.....	15	.....	.....	31	.....	4	.....	81	4	.....	1,083	277	101	7	1	1,441	7	8,170
All other countries	.....	.....	.....	.....	.....	.....	.....	1	.....	.....	.....	.....	.....	.....	.....	.....	.....	.....	.....	.....	19	25
Grand total	20,041	564	14,432	27,124	486	52	82,343	8,433	4,740	3,608	9,843	79,347	6,219	34,427	3,297	978	5,551	449	1,278	1,497	89	357,046

In Table VI is given a statement of the total arrival of aliens, both steerage and cabin, at seaports of the United States and Canada, showing the countries from which they came and their sex. As will be observed, the old form of report is still adhered to, by which some sort of distinction is made between cabin and steerage passengers, the latter being classified as "immigrants" and the former as "other alien passengers." As was stated in my last annual report, the distinction is not one of any particular value under any circumstances, particularly as the recent act regulating immigration applies in terms to all "aliens" regardless of the actual or professed intent of such persons with respect to the duration of their stay or the object of their coming. The total reported immigration of aliens to this country, therefore, is, as shown in the last column of the next table, 921,315 for the year 1903.

TABLE VI.—REPORT OF ALIENS ARRIVED AT THE PORTS OF THE UNITED STATES AND CANADA DURING THE YEAR ENDING JUNE 30, 1903.

Countries.	Sex of immigrants.		Total immigrants.	Other alien passengers.	Grand total.
	Males.	Females.			
Austria-Hungary	147,984	58,027	206,011	3,282	209,293
Belgium	2,308	1,142	3,450	603	4,053
Denmark	4,554	2,604	7,158	654	7,812
France, including Corsica	3,513	2,065	5,578	4,243	9,821
German Empire	24,861	15,225	40,086	10,936	51,022
Greece	13,634	456	14,090	231	14,321
Italy, including Sicily and Sardinia	186,966	43,656	230,622	4,930	235,552
Netherlands	2,499	1,499	3,998	715	4,713
Norway	16,249	8,212	24,461	646	25,107
Portugal, including Cape Verde and Azore islands	5,829	3,488	9,317	154	9,471
Roumania	5,313	3,997	9,310	201	9,511
Russian Empire and Finland	92,935	43,158	136,093	2,237	138,330
Servia, Bulgaria, and Montenegro	1,699	62	1,761	33	1,794
Spain, including Canary and Balearic islands	1,733	347	2,080	1,139	3,219
Sweden	29,808	16,220	46,028	1,306	47,334
Switzerland	2,796	1,187	3,983	1,039	5,022
Turkey in Europe	1,453	76	1,529	108	1,637
United Kingdom:					
England	15,593	10,626	26,219	16,433	42,652
Ireland	15,966	19,344	35,310	3,165	38,475
Scotland	3,953	2,190	6,143	3,174	9,317
Wales	835	440	1,275	241	1,516
Europe not specified	3	2	5	.....	5
Total Europe	580,484	234,023	814,507	55,470	869,977
China	2,167	42	2,209	108	2,317
Japan	15,909	4,059	19,968	195	20,163
India	79	15	94	95	189
Turkey in Asia	5,114	2,004	7,118	387	7,505
Other Asia	507	70	577	2	579
Total Asia	23,776	6,190	29,966	787	30,753
Africa	121	55	176	197	373
Australia, Tasmania, and New Zealand	796	354	1,150	405	1,555
Philippine Islands	123	9	132	4	136
Pacific islands not specified	58	9	67	9	76
British North America	728	330	1,058	2,370	3,428
British Honduras	54	27	81	98	179
Other Central America	423	174	597	397	994
Mexico	416	112	528	476	1,004
South America	405	184	589	618	1,207
West Indies	5,743	2,427	8,170	3,436	11,606
All other countries	19	6	25	2	27
Grand total	613,146	243,900	857,046	64,269	921,315

Tables VII, VIII, and IX follow, showing under appropriate headings the races, occupations, and destinations in the United States of the steerage aliens.

TABLE VII.—REPORT OF ALIENS ARRIVED AT THE PORTS OF UNITED STATES AND CANADA FOR THE YEAR ENDING JUNE 30, 1903, SHOWING THEIR DESTINATIONS BY RACES OR PEOPLES.

Race or people.	Alabama.	Alaska.	Arizona.	Arkansas.	California.	Colorado.	Connecticut.	Delaware.	District of Columbia.	Florida.	Georgia.	Hawaii.	Idaho.	Illinois.	Indiana.	Indian Territory.	Iowa.	Kansas.	Kentucky.	Louisiana.	Maine.	Maryland.	Massachusetts.	Michigan.	Minnesota.
African (black)	2				10		16		2	863	1	4		1								1	792		
Armenian					36	8	43			1			1	66	8		1		1		34	3	504	29	2
Bohemian and Moravian				10	31	21	74			1		1	1	2,617	10		151	40				164	58	69	185
Bulgarian, Servian, and Montenegrin	11	17	68	2	200	55	7		1	2	3		3	960	22		7	8		1		33	56	197	69
Chinese					1		10		19	1		573	2	30	2					1		14	567	3	4
Croatian and Slovenian	5	6	52	27	385	523	59	2		3				4,087	228	13	146	116	6	106	6	31	64	705	1,197
Cuban	2				12					2,197	6			3				1		53	1				
Dalmatian, Bosnian, and Herzegovinian		3	26		204	30	2	2					3	47	13					43		2	5	15	15
Dutch and Flemish		2	1	3	71	22	15		1	5		1	7	1,117	159		518	43	5	20	1	15	292	1,268	151
East Indian					20									4			1								
English	41	6	29	10	2,663	251	538	24	73	364	19	193	28	1,188	111	4	207	74	19	262	293	222	5,362	892	169
Filipino					115				2			1												1	
Finnish	8	14	4		348	125	110		1	9	4	16	26	516	38		20	2		21	142	1	3,264	4,538	3,137
French	69	7	2	5	827	44	104	4	33	15	2	7	16	276	92	2	26	134	8	177	11	35	419	57	39
German	29	4	15	90	1,513	590	1,172	39	131	29	29	43	63	6,447	725	10	1,589	904	140	131	41	948	1,033	2,114	1,487
Greek	57		3	4	155	73	152	1	31	25	131	3	2	4,318	29		24	3	5	37	6	87	2,538	150	20
Hebrew	20		1	8	223	140	1,020	35	68	6	59		5	3,170	95	7	165	23	62	49	121	1,074	4,130	367	552
Irish	10		5	15	729	121	1,492	51	79	16	8	10	4	1,793	80		142	41	22	34	333	192	7,350	209	115
Italian (north)	74		78	14	5,379	920	1,242	62	44	70	7	4	24	3,163	146	110	117	162	11	27	43	39	2,233	1,209	437
Italian (south)	88		23	26	1,208	1,061	6,301	407	124	294	7		31	6,637	244	64	92	58	29	4,815	243	373	13,731	1,562	391
Japanese		6	2		4,511		6		5	1		13,045	10	45	1								20	2	
Korean					38							515													1
Lithuanian					5	9	932	34						2,318	51	6	9	3			92	118	1,591	132	5
Magyar	10		5		20	15	983	4	1		3		2	760	555	9	16	8		2	3	56	148	313	101
Mexican	1				299				1	8					1			3		5		5	3		
Pacific Islander					50							1											1		
Polish	2			4	41	10	4,170	450	9	1	1	2		10,102	607	14	29	32	6	1	112	858	6,444	3,199	500
Portuguese					1,057	5	114				1	12	2	14						2			5,691		
Roumanian					4		60	2	2		1			101	363		4	1		1		23	26	4	12
Russian					138	8	117	9	7		1	23		227	14	2	6	7		3	16	46	265	56	17
Ruthenian (Russniak)	1			5		3	213	12	2					193	25	6	1				2	37	220	36	21
Scandinavian (Norwegians, Danes, and Swedes)	74	12	18	23	1,643	568	1,666	23	30	37	5	65	175	10,513	325	8	3,627	349	10	119	276	130	6,599	3,228	13,856
Scotch	51	6	5	12	266	39	128	5	5	5	19	25	35	305	29	6	54	7	7	19	76	37	995	86	58
Slovak	22		2	6	36	82	873	10	4	2	3			2,147	218	7	21	23	2	6	48	165	232	311	242
Spanish	8	2			169	9	8		8	724	6	1	84	27	1					60	9	5	50	7	1

Spanish-American	1	1			212	1			7			13		2	3			7	181		6	7			
Syrian	16		1		157	18	171		7	8	13		10	126	135	3	62	25	36	138	82	21	781	132	38	
Turkish					4		3		1	1				8				4		6		2	176			
Welsh	8				29	27	6				2	3	4	43	7		21	16	7		5	17	48	27	13	
West Indian	3		3		35		6		3	417		4			5				1	14	1		59	2		
All other peoples					2							16		7								3	3			
Grand total	613	86	343	264	22,746	4,778	21,813	1,176	701	5,105	331	14,581	538	63,378	4,342	271	7,056	2,087	384	6,334	1,997	4,758	65,757	20,920	22,835	

TABLE VII.—REPORT OF ALIENS ARRIVED AT THE PORTS OF UNITED STATES AND CANADA FOR THE YEAR ENDING JUNE 30, 1903, ETC.—Cont'd.

Race or people.	Mississippi.	Missouri.	Montana.	Nebraska.	Nevada.	New Hampshire.	New Jersey.	New Mexico.	New York.	North Carolina.	North Dakota.	Ohio.	Oklahoma.	Oregon.	Pennsylvania.	Porto Rico.	Rhode Island.	South Carolina.	South Dakota.	Tennessee.	Texas.	Utah.	Vermont.	Virginia.	Washington.	West Virginia.	Wisconsin.	Wyoming.	Total
African (black)							12		165	14		2			16	123	145				3			2					2,174
Armenian		38		5		21	84		586			10			69		176					7	12		9	1	4		1,759
Bohemian and Moravian		185	13	385			144		1,995		49	1,183	62	1	1,128	2	10		22		593	4	7	40	14	54	259	8	9,591
Bulgarian, Servian, and Montenegrin	1	186	41	1	8	10	56	10	677			593	3	1	2,958		1		59		16		4	1	20	73	23	15	6,479
Chinese		3					13		728		1	3		55	81		3			4		4		3	67				2,192
Croatian and Slovenian	6	1,058	229	8	24	1	243	24	2,347		6	3,474	1	13	15,953		2		65	144	51	44	1	49	232	615	494	56	32,907
Cuban		5					8		454	2					18	171	2			8							1		2,944
Dalmatian, Bosnian, and Herzegovinian		2	30	3	4		93	6	730		6	85		29	113		4		38		10	3			58	110	2		1,736
Dutch and Flemish		78	23	32	1	1	604	5	954	1	11	122	1	14	220	14	33		93		49	160	4	4	48		235	72	6,496
East Indian							1		54					1				2											83
English	10	158	148	103	4	167	1,099	14	6,669	11	43	652	3	57	3,684	79	1,160	9	69	20	151	416	101	63	212	74	179	54	28,451
Filipino		1		4					2							1				1					5				133
Finnish	1	26	181	15	4	119	142	4	2,824		64	735		255	775		52	1	188		25	74	26	12	339		536	122	18,864
French	9	59	20	9	18	14	214	2	2,444	1	8	169	5	5	1,332	129	145		2	1	11	13	8	4	53	20	35	25	7,166
German	16	1,704	123	1,622	7	58	3,985	24	15,491	4	3,147	6,008	263	298	13,142	28	145	9	1,153	30	572	211	30	81	789	213	3,270	43	71,782
Greek	3	67	3	12		284	167		4,182	8	2	286	10	10	1,092	2	79			31	22	34	2	12	15	18	177	4	14,376
Hebrew	14	667	10	96	4	54	2,004		50,945	14	67	1,521	10	27	8,206		323	11	20	60	103	13	30	85	66	42	411		76,203
Irish	7	257	160	64	13	268	1,849	1	13,071	12	51	560	1	49	4,886		815	3	68	5	31	58	69	25	87	15	68	22	35,366
Italian (north)	46	513	130	28	337	37	1,158	79	9,452		5	502		76	7,461	49	196	1	62	93	227	220	205	77	238	224	279	119	37,429
Italian (south)	36	809	29	46	25	122	9,970	9	91,774	2	9	5,372	1	61	42,696	102	3,515	11	27	37	151	139	283	67	180	2,096	702	37	196,117
Japanese		6	15				1		180			4		332	11			1			2	2		1	1,820		2	10	20,041
Korean							1																		9				564
Lithuanian	2	52		13		113	744	2	2,418	4	4	278	1		5,096		63		1				19	27	19	101	170		14,432
Magyar		107	7	19	1	7	3,661	7	5,291		71	4,489		12	9,701		6	1	9		16		54	94	9	443	100	5	27,124
Mexican							2		148			1				8							1						486
Pacific Islander																													52
Polish	3	382	17	80	7	296	6,432		16,018		54	3,171	1	9	26,098		656	1	17	27	50	15	311	40	62	449	1,552	6	82,343
Portuguese			1		8	1	4		475			6		1	1	1	1,029		2			2	3		1				8,433
Roumanian		87	17				20		242		8	2,477		2	1,261		3				1		2			16			4,740
Russian		17	1	18		1	121		717		319	80	6	35	1,193	8	13		5	9	13		9	5	20	20	33	3	3,608
Ruthenian (Russniak)		44	1	3		22	874		1,854		1	391			5,675		41				10	1	51	8		71	18	1	9,843
Scandinavian (Norwegians, Danes, and Swedes)	14	249	683	1,490	30	209	1,477	12	12,711	6	3,035	938	24	571	2,920	65	528	5	1,992	5	187	614	96	38	2,452	19	5,450	148	79,347
Scotch		32	67	10	9	32	317		1,462	10	34	202	2	49	1,037	1	209	6	11	2	24	90	126	18	77	25	59	28	6,219
Slovak	6	215	25	2		6	2,842	9	3,341	9	8	3,516		1	18,897		13		19	4	16	1	71	92	26	380	450	16	34,427
Spanish		22	5		85	1	8	4	1,034			4		3	43	866	1				16	1	12	4	2	2		5	3,297

Spanish-American	...	1	2	...	...	...	...	1	371	...	...	3	...	...	24	114	1	...	...	3	1	...	...	...	13	3	...	...	978
Syrian	18	85	21	12	...	6	106	5	1,848	15	4	212	21	3	835	120	73	10	16	5	77	1	47	23	6	76	25	1	5,551
Turkish	...	3	...	...	...	5	6	...	138	...	...	7	...	1	56	5	12	1	...	...	6	...	2	...	...	...	...	2	449
Welsh	...	14	7	11	1	6	32	...	250	...	5	127	...	12	426	...	7	...	1	8	4	5	25	13	16	10	12	3	1,278
West Indian	...	...	...	...	...	...	31	...	604	...	...	1	...	...	63	235	6	1	...	1	...	...	...	2	...	...	...	...	1,497
All other peoples	1	...	...	...	...	...	8	...	19	...	...	...	...	13	2	12	...	...	...	...	...	...	...	...	3	...	...	...	89
Grand total	193	7,132	2,009	4,091	590	1,861	38,533	218	254,665	113	7,012	37,184	415	1,996	177,169	2,135	9,467	73	3,939	498	2,438	2,132	1,611	890	6,967	5,170	14,546	805	857,046

TABLE VIII.—REPORT OF ALIENS ARRIVED IN THE UNITED STATES FOR THE YEAR ENDING JUNE 30, 1903, SHOWING THEIR OCCUPATIONS BY RACES OR PEOPLES.

Race or people.	Actors.	Clergy.	Editors.	Engineers.	Lawyers	Musicians.	Physicians.	Sculptors and artists.	Teachers.	Not specified.	Total professional.	Bakers.	Barbers and hairdressers.	Blacksmiths.	Brewers.	Butchers.	Carpenters and joiners.	Clerks and accountants.	Engravers.	Gardeners.
African (black)	.....	2	.....	1	.....	5	1	.....	5	1	15	4	3	4	.....	3	30	22	.....	.....
Armenian	.....	9	1	8	1	1	.....	2	11	4	37	27	31	29	.....	12	97	19	1	1
Bohemian and Moravian	3	3	.....	52	.....	19	2	2	2	.....	83	110	12	214	18	207	327	64	3	19
Bulgarian, Servian, and Montenegrin	.....	.....	.....	1	1	1	.....	.....	.....	1	4	10	4	8	.....	4	18	3	.....	3
Chinese	.....	.....	.....	.....	.....	.....	1	.....	1	36	38	.....	1	.....	.....	1	1	.....	.....	1
Croatian and Slovenian	6	3	2	13	.....	3	1	4	1	2	35	30	12	79	4	22	126	25	.....	3
Cuban	7	6	1	2	12	2	27	.....	6	25	88	15	21	1	.....	2	8	125	.....	.....
Dalmatian, Bosnian, and Herzegovinian	5	.....	.....	.....	.....	1	1	.....	.....	.....	7	.....	.....	2	1	1	8	1	.....	1
Dutch and Flemish	2	9	.....	58	6	6	4	12	8	16	121	59	6	62	1	31	125	58	3	51
East Indian	28	1	.....	.....	.....	.....	1	1	2	.....	33	.....	.....	.....	.....	.....	.....	.....	.....	.....
English	188	139	44	601	62	56	84	71	140	209	1,594	98	30	154	20	118	473	967	16	144
Filipino	.....	.....	.....	1	1	.....	.....	.....	1	4	7	.....	.....	.....	.....	.....	.....	.....	.....	.....
Finnish	.....	6	2	13	.....	2	1	4	3	3	34	14	2	35	.....	1	115	56	3	3
French	21	67	5	117	3	10	17	24	78	47	389	52	19	53	7	38	69	136	10	26
German	63	56	10	430	10	106	50	67	127	156	1,075	924	277	791	236	761	1,807	1,019	36	214
Greek	6	7	.....	6	4	3	5	1	5	7	44	131	31	78	1	36	189	227	2	14
Hebrew	16	27	4	81	2	108	9	31	147	74	499	937	266	695	14	743	2,600	1,060	23	19
Irish	7	45	7	80	7	7	12	2	76	37	280	74	7	113	4	49	245	729	.....	60
Italian (north)	13	18	7	47	4	32	17	31	18	16	253	182	57	236	15	51	396	175	5	62
Italian (south)	4	42	3	23	5	273	24	65	51	42	532	605	2,088	913	4	265	2,583	292	7	262
Japanese	30	29	16	18	4	2	24	14	37	100	274	32	60	26	.....	.....	99	256	1	17
Korean	.....	4	.....	.....	.....	.....	.....	.....	2	2	8	.....	.....	.....	.....	.....	.....	6	.....	.....
Lithuanian	.....	1	.....	2	.....	.....	.....	.....	1	2	6	7	.....	17	.....	2	65	3	1	2
Magyar	2	7	1	42	1	9	1	11	8	5	87	45	28	262	1	83	363	53	1	15
Mexican	1	.....	.....	3	5	2	3	1	.....	2	17	1	1	3	.....	1	1	9	.....	.....
Pacific Islander	.....	.....	.....	.....	.....	.....	.....	.....	.....	.....	.....	.....	.....	.....	.....	.....	.....	.....	.....	.....
Polish	1	3	2	9	.....	22	1	3	4	5	50	124	11	395	5	132	618	55	5	24
Portuguese	.....	4	.....	.....	.....	.....	1	.....	2	.....	7	2	19	9	.....	1	56	8	.....	.....
Roumanian	.....	.....	.....	5	1	2	.....	.....	.....	3	11	6	.....	23	1	7	30	2	1	.....
Russian	23	10	2	20	1	3	1	1	2	3	66	16	3	31	.....	5	67	13	2	1
Ruthenian (Russniak)	.....	1	.....	1	.....	2	.....	1	1	.....	6	.....	.....	18	.....	3	25	4	.....	.....
Scandinavian (Norwegians, Danes, and Swedes)	10	50	9	392	9	17	6	16	50	70	629	258	36	759	26	143	2,093	784	14	123
Scotch	9	12	5	208	1	4	10	8	18	20	295	53	3	80	5	27	148	142	5	36
Slovak	.....	2	.....	6	.....	6	.....	.....	.....	2	16	26	4	165	1	42	238	17	1	14
Spanish	14	32	4	10	10	1	11	11	7	19	119	21	5	4	.....	1	29	389	.....	2

Spanish-American	4	7	1	10	19	3	18	3	6	23	94	1	.....	2	1	.....	4	37	.....	2
Syrian	.....	16	2	2	.....	.....	.....	1	14	8	43	5	20	61	.....	10	125	61	1	4
Turkish	.....	.....	.....	.....	.....	.....	.....	.....	2	.....	2	10	6	3	.....	2	9	8	.....	2
Welsh	.....	14	.....	17	.....	2	1	.....	1	2	37	3	.....	8	.....	5	14	26	.....	3
West Indian	3	6	1	6	5	1	8	2	15	13	60	3	6	12	.....	1	47	122	.....	.....
All other peoples	.....	1	.....	1	.....	.....	1	.....	1	.....	4	.....	.....	.....	.....	.....	2	5	.....	.....
Grand total	466	639	129	2,286	174	711	343	439	853	959	6,999	3,885	3,069	5,345	365	2,810	13,250	6,978	141	1,182

TABLE VIII.—REPORT OF ALIENS ARRIVED IN THE UNITED STATES FOR THE YEAR ENDING JUNE 30, 1903, ETC.—Continued.

Race or people.	Ironworkers.	Jewelers.	Locksmiths.	Machinists.	Mariners.	Masons.	Mechanics not specified.	Millers.	Miners.	Painters and glaziers.	Plasterers.	Plumbers.	Printers.	Saddlers and harness makers.	Seamstresses and dressmakers.	Shipwrights.	Shoemakers.	Stonecutters.	Tailors.	Tanners and curriers.
African (black)	.....	1	.....	1	264	6	18	.....	.....	2	.....	.....	3	2	46	1	5	.....	11	.....
Armenian	1	12	3	5	.....	24	6	1	.....	11	.....	.....	4	2	1	.....	129	6	58	7
Bohemian and Moravian	139	4	238	24	8	203	17	33	232	32	.....	.....	2	23	19	.....	223	19	227	13
Bulgarian, Servian, and Montenegrin	1	.....	6	3	31	6	1	.....	12	3	.....	2	.....	.....	4	.....	19	3	20	2
Chinese	.....	.....	.....	.....	.....	.....	.....	.....	.....	.....	.....	.....	.....	.....	.....	.....	.....	.....	7	.....
Croatian and Slovenian	7	.....	39	21	586	127	8	17	326	8	.....	.....	7	6	28	.....	59	24	65	18
Cuban	1	.....	.....	13	2	2	22	.....	.....	6	.....	.....	9	.....	1	.....	1	.....	5	.....
Dalmatian, Bosnian, and Herzegovinian	.....	.....	1	2	257	6	1	.....	13	7	.....	.....	.....	.....	1	.....	5	10	1	.....
Dutch and Flemish	2	2	6	9	70	32	17	6	79	32	4	4	9	2	50	.....	33	4	38	2
East Indian	.....	.....	.....	.....	3	.....	.....	.....	.....	1	.....	.....	.....	.....	.....	.....	.....	.....	.....	.....
English	223	34	8	239	593	243	287	40	1,291	112	38	85	101	21	289	17	84	61	129	17
Filipino	.....	.....	.....	.....	31	.....	.....	.....	1	.....	.....	.....	.....	.....	.....	.....	.....	.....	.....	.....
Finnish	8	3	5	20	209	19	24	4	31	23	.....	1	2	1	32	1	32	9	70	13
French	17	8	9	34	93	40	38	1	617	62	6	2	12	3	198	.....	33	12	51	6
German	294	63	940	210	270	684	365	207	1,075	384	7	12	79	133	365	4	661	121	786	107
Greek	4	7	4	2	343	129	10	7	25	15	1	.....	4	2	6	1	186	3	88	19
Hebrew	22	193	691	166	13	153	159	85	13	1,131	5	39	154	206	3,315	.....	1,614	21	9,233	497
Irish	59	3	2	54	106	104	73	15	233	40	17	20	21	19	525	9	58	43	74	.....
Italian (north)	19	9	13	48	259	1,251	82	23	2,169	63	38	4	13	5	222	.....	326	436	206	11
Italian (south)	233	85	9	58	1,790	2,975	257	165	351	233	15	1	62	28	2,398	3	4,636	542	3,258	37
Japanese	.....	3	.....	12	147	2	4	.....	10	7	.....	.....	10	.....	.....	.....	31	5	90	.....
Korean	.....	.....	.....	.....	.....	.....	.....	.....	.....	.....	.....	.....	.....	.....	.....	.....	.....	.....	.....	.....
Lithuanian	28	.....	15	5	5	7	42	.....	233	.....	.....	.....	2	1	18	1	33	.....	69	10
Magyar	46	3	185	24	6	85	25	46	61	36	.....	2	9	16	41	.....	230	12	190	19
Mexican	.....	.....	.....	.....	101	1	.....	.....	2	.....	.....	.....	.....	.....	5	.....	.....	.....	2	.....
Pacific Islander	.....	.....	.....	.....	43	.....	.....	.....	.....	.....	.....	.....	.....	.....	.....	.....	.....	.....	.....	.....
Polish	34	4	255	23	13	142	48	42	328	65	.....	1	8	41	119	.....	371	13	481	31
Portuguese	.....	1	1	2	104	11	6	.....	2	6	.....	1	.....	2	40	.....	10	6	.....	1
Roumanian	1	.....	11	2	2	6	8	5	2	4	.....	.....	1	4	7	.....	17	.....	24	1
Russian	3	3	8	12	38	12	6	2	7	17	.....	2	1	2	10	.....	38	.....	127	2
Ruthenian (Russniak)	4	.....	7	.....	2	6	2	1	14	1	.....	.....	1	.....	4	.....	28	1	26	3
Scandinavian (Norwegians, Danes, and Swedes)	150	19	15	316	3,403	438	333	75	139	464	6	12	74	61	563	28	431	192	397	47
Scotch	107	10	.....	66	88	210	108	15	421	30	50	24	14	5	61	25	13	153	19	3
Slovak	27	6	76	6	18	63	14	43	127	12	.....	1	3	13	19	.....	213	4	127	32
Spanish	2	2	.....	9	105	23	6	1	5	3	.....	.....	6	2	8	.....	15	4	11	2

Spanish-American				1	66	1	1	2	7	1			6	1		2		3	1
Syrian	1	6	1		4	41	7	1	3	4			2	4	28		198	21	67	23
Turkish					2	3			4	1			1				9		4	
Welsh	15			4	18	12	6	2	224	6	5	1	2		12		3	3	4	1
West Indian		4	1	4	39	14	5		1	4		6	8		78	1	24	2	24	
All other peoples					16	4			1				1							
Grand total	1,448	485	2,549	1,395	9,148	7,085	1,956	839	8,059	2,826	192	220	631	605	8,513	91	9,770	1,730	15,992	925

TABLE VIII.—REPORT OF ALIENS ARRIVED IN THE UNITED STATES FOR THE YEAR ENDING JUNE 30, 1903, ETC.—Continued.

Race or people.	Tinners.	Tobacco manufacturers.	Watch and clock makers.	Weavers and spinners.	Wheelwrights.	Not specified.	Total skilled.	Agent's factors.	Bankers.	Farmers.	Farm laborers.	Hotel keepers.	Laborers.	Merchant dealers and grocers.	Personal and domestic servants.	Not stated.	Total miscellaneous.	No occupation, including women and children.	Grand total.
African (black)	.....	1	.....	.....	.....	172	599	.....	.....	4	422	.....	319	4	293	13	1,055	505	2,174
Armenian	4	7	5	50	.....	11	564	2	.....	12	349	.....	243	59	90	26	781	377	1,759
Bohemian and Moravian	32	9	1	40	28	69	2,609	.....	.....	215	478	2	1,410	47	1,451	87	3,690	3,209	9,591
Bulgarian, Servian, and Montenegrin	4	.....	.....	.....	3	7	177	.....	.....	25	487	.....	5,517	21	49	3	6,102	196	6,479
Chinese	.....	.....	.....	.....	.....	1	12	.....	.....	.....	.....	17	815	1,221	1	11	2,065	77	2,192
Croatian and Slovenian	9	.....	2	.....	5	17	1,680	.....	.....	277	3,937	3	22,912	35	1,622	83	28,869	2,323	32,907
Cuban	.....	19	.....	.....	.....	786	1,039	.....	1	14	6	.....	48	250	52	6	377	1,440	2,944
Dalmatian, Bosnian, and Herzegovinian	1	.....	.....	.....	.....	2	321	2	.....	7	221	.....	642	8	37	1	918	490	1,736
Dutch and Flemish	5	99	1	54	7	43	1,006	1	10	85	942	2	1,324	147	403	70	2,984	2,385	6,496
East Indian	.....	.....	.....	.....	.....	.....	4	.....	.....	6	.....	.....	4	7	3	6	26	20	83
English	19	28	15	1,473	10	862	8,289	128	59	375	376	40	2,612	993	2,202	1,932	8,717	9,851	28,451
Filipino	.....	.....	.....	.....	.....	.....	32	.....	.....	.....	.....	.....	2	2	70	1	75	19	133
Finnish	7	.....	3	6	.....	28	780	1	.....	428	91	.....	10,022	16	3,455	96	14,109	3,941	18,864
French	8	3	43	142	5	122	1,975	7	9	70	507	12	775	283	720	323	2,706	2,096	7,166
German	241	46	65	439	141	695	14,459	10	13	1,691	4,489	45	13,470	1,739	8,500	846	30,803	25,445	71,782
Greek	11	50	2	17	.....	17	1,662	6	1	222	3,680	20	6,048	345	189	72	10,583	2,087	14,376
Hebrew	727	346	333	287	31	1,280	27,071	6	1	46	334	20	6,664	2,363	7,039	1,008	17,481	31,152	76,203
Irish	1	4	3	309	6	194	3,273	16	8	469	1,244	26	9,850	223	15,214	476	27,526	4,287	35,366
Italian (north)	15	.....	15	226	3	131	6,766	7	1	200	6,462	12	15,622	422	1,956	166	24,848	5,562	37,429
Italian (south)	77	15	43	348	16	241	24,895	9	2	678	32,391	17	85,682	872	6,606	1,045	127,302	43,388	196,117
Japanese	.....	.....	9	2	.....	99	922	4	3	5,010	5,816	51	572	1,442	132	533	13,563	5,282	20,041
Korean	.....	.....	.....	.....	.....	20	26	.....	.....	54	369	.....	3	7	1	.....	434	96	564
Lithuanian	5	1	2	4	1	11	590	.....	.....	40	220	.....	9,333	4	1,790	20	11,407	2,429	14,432
Magyar	78	4	3	6	43	41	2,062	.....	.....	269	3,807	2	13,162	75	2,666	55	20,036	4,939	27,124
Mexican	.....	.....	.....	.....	.....	5	132	.....	.....	6	3	.....	10	48	39	21	127	210	486
Pacific Islander	.....	.....	.....	.....	.....	.....	43	.....	.....	.....	.....	.....	.....	1	2	.....	3	6	52
Polish	63	14	5	69	50	126	3,715	1	1	293	2,069	3	48,334	89	11,245	111	62,646	15,932	82,343
Portuguese	.....	.....	.....	2	.....	9	299	.....	.....	76	598	.....	2,793	23	1,825	143	5,458	2,669	8,433
Roumanian	6	.....	3	4	4	12	194	.....	.....	22	331	.....	3,878	16	49	5	4,301	234	4,740
Russian	10	7	1	2	.....	50	498	.....	1	89	59	.....	1,951	58	170	23	2,351	693	3,608
Ruthenian (Russniak)	1	1	.....	2	3	8	165	.....	.....	11	593	.....	6,758	1	1,404	1	8,768	904	9,843
Scandinavian (Norwegians, Danes, and Swedes)	87	27	62	42	27	577	12,221	24	2	2,199	2,558	10	28,512	232	17,496	699	51,732	14,765	79,347
Scotch	4	.....	2	174	3	110	2,214	13	8	93	139	3	581	119	623	307	1,886	1,824	6,219
Slovak	19	1	.....	6	21	30	1,389	.....	.....	168	3,193	.....	18,200	13	4,404	35	26,013	7,009	34,427
Spanish	.....	17	2	1	2	277	954	2	.....	52	197	1	713	474	98	55	1,592	632	3,297

Spanish-American	.....	6	.....	1	.....	8	154	2	2	35	9	.....	9	201	74	42	374	356	978
Syrian	12	1	2	113	.....	15	841	3	.....	67	964	.....	956	349	495	20	2,854	1,813	5,551
Turkish	.....	1	.....	1	1	2	69	.....	1	7	119	.....	151	32	2	5	317	61	449
Welsh	19	.....	1	3	.....	11	411	4	1	16	40	2	97	10	90	33	293	537	1,278
West Indian	.....	126	.....	.....	2	5	539	.....	.....	26	18	2	144	123	129	30	472	426	1,497
All other peoples	.....	.....	.....	.....	.....	3	32	.....	.....	6	.....	.....	4	5	.....	4	19	34	89
Grand total	1,465	883	623	3,823	412	6,097	124,683	248	124	13,363	77,518	290	320,642	12,379	92,686	8,413	525,663	199,701	857,046

TABLE IX.—REPORT OF ALIENS ARRIVED IN THE UNITED STATES FOR THE YEAR ENDING JUNE 30, 1903, SHOWING THEIR DESTINATIONS AND OCCUPATIONS.

Destination.	Actors.	Clergy.	Editors.	Engineers.	Lawyers.	Musicians.	Physicians.	Sculptors and artists.	Teachers.	Not specified.	Total professional.	Bakers.	Barbers and hairdressers.	Blacksmiths.	Brewers.	Butchers.	Carpenters and joiners.	Clerks and accountants.	Engravers.	Gardeners.
Alabama	.....	2	.....	8	.....	.....	.....	.....	4	3	17	2	1	4	.....	.....	9	10	.....	.....
Alaska	.....	1	.....	5	.....	.....	.....	.....	.....	.....	6	.....	.....	1	.....	.....	.....	.....	.....	.....
Arizona	.....	1	.....	4	.....	.....	.....	.....	.....	.....	5	1	.....	3	.....	1	2	4	.....	2
Arkansas	.....	.....	.....	1	.....	.....	.....	.....	.....	.....	1	1	.....	1	.....	.....	1	2	.....	.....
California	42	47	23	153	29	20	34	38	55	109	550	108	41	110	5	50	299	333	2	90
Colorado	.....	1	.....	15	.....	2	.....	.....	4	3	25	11	9	22	3	5	45	24	1	6
Connecticut	1	5	4	37	.....	10	1	.....	15	6	79	44	74	123	6	36	209	70	.....	22
Delaware	.....	.....	.....	3	.....	.....	1	.....	.....	1	5	3	1	5	.....	2	16	4	.....	.....
District of Columbia	.....	1	1	5	3	3	6	.....	5	4	28	6	6	2	1	1	9	12	.....	3
Florida	10	11	.....	7	12	1	24	2	6	15	88	23	29	4	1	6	27	325	.....	2
Georgia	.....	4	.....	.....	.....	.....	.....	.....	.....	1	5	.....	.....	2	1	2	4	14	.....	2
Hawaii	1	11	1	6	1	4	12	1	3	29	69	3	20	11	1	1	29	27	1	.....
Idaho	.....	.....	.....	1	.....	.....	.....	.....	.....	.....	1	.....	.....	5	.....	1	8	4	.....	2
Illinois	21	49	1	123	4	26	18	20	42	36	340	261	102	469	37	290	1,065	454	7	96
Indiana	.....	23	.....	5	.....	.....	.....	.....	4	1	33	13	3	32	2	12	49	14	.....	9
Indian Territory	.....	.....	.....	1	.....	.....	.....	.....	.....	.....	1	1	.....	1	.....	.....	2	.....	.....	1
Iowa	.....	5	.....	3	1	2	1	.....	9	3	24	31	9	63	3	25	159	56	1	9
Kansas	.....	2	.....	2	.....	2	.....	.....	.....	5	11	5	3	12	.....	3	23	10	.....	2
Kentucky	.....	18	.....	2	.....	.....	2	.....	.....	2	24	3	.....	1	.....	4	5	7	.....	2
Louisiana	5	8	.....	26	11	1	13	5	6	49	124	5	27	13	2	7	33	52	.....	12
Maine	.....	1	.....	1	.....	.....	1	1	.....	1	5	4	4	4	.....	4	19	8	.....	1
Maryland	.....	4	1	26	1	3	3	4	5	13	60	45	29	33	6	39	87	47	.....	4
Massachusetts	10	34	1	65	8	32	14	19	54	70	307	186	241	350	8	111	760	372	12	69
Michigan	.....	5	1	34	3	6	1	3	7	7	67	47	17	97	8	46	233	71	2	47
Minnesota	1	15	.....	31	.....	6	1	1	17	6	78	50	13	120	8	37	412	123	6	13
Mississippi	.....	.....	.....	.....	.....	.....	.....	.....	1	.....	1	.....	.....	.....	.....	.....	1	3	.....	1
Missouri	1	7	1	19	5	7	1	11	3	9	64	45	26	46	15	40	170	69	1	39
Montana	.....	1	.....	5	.....	.....	.....	.....	1	2	9	2	.....	11	.....	6	21	20	.....	8
Nebraska	.....	2	.....	5	.....	.....	2	.....	5	4	18	14	5	35	.....	14	73	19	.....	9
Nevada	.....	1	.....	1	.....	.....	.....	1	.....	.....	3	2	.....	1	1	.....	10	3	.....	.....
New Hampshire	.....	1	.....	.....	1	.....	1	.....	1	1	5	6	1	13	1	2	30	12	.....	1
New Jersey	7	54	3	91	1	16	5	16	18	21	232	146	134	252	12	137	660	181	10	33
New Mexico	.....	2	.....	.....	.....	.....	.....	.....	.....	1	3	1	.....	1	1	1	2	.....	.....	.....
New York	334	216	78	1,150	79	454	155	272	469	384	3,591	2,167	1,837	1,961	168	1,359	5,722	3,408	81	442
North Carolina	.....	.....	.....	.....	1	.....	.....	.....	.....	.....	1	.....	.....	1	.....	.....	1	3	.....	.....
North Dakota	.....	2	.....	2	.....	1	1	.....	1	.....	7	12	4	38	.....	7	90	17	.....	5
Ohio	1	9	1	74	.....	16	3	6	16	7	133	90	69	235	16	120	563	123	4	26
Oklahoma	.....	3	.....	.....	.....	.....	.....	.....	.....	.....	3	.....	.....	1	.....	3	4	3	.....	.....
Oregon	.....	3	.....	5	.....	.....	2	.....	3	8	21	5	4	13	.....	1	27	27	.....	3

Pennsylvania	3	24	10	262	6	66	18	23	56	57	525	384	255	912	34	312	1,632	403	3	113
Porto Rico	22	33	.....	15	7	7	14	1	9	31	139	13	4	16	.....	1	34	264	.....	.....
Rhode Island	.....	1	.....	12	.....	9	1	4	12	5	44	30	45	49	1	12	95	38	1	6
South Carolina	.....	.....	.....	3	.....	.....	.....	.....	.....	1	4	.....	.....	.....	.....	2	2	1	.....	.....
South Dakota	.....	3	.....	7	1	1	.....	1	.....	3	16	6	1	26	1	8	41	13	1	2
Tennessee	.....	1	.....	.....	.....	.....	.....	.....	1	1	3	2	2	2	.....	1	5	6	.....	2
Texas	.....	9	.....	4	.....	7	2	.....	5	11	38	12	6	17	3	15	68	48	.....	5
Utah	.....	2	.....	4	.....	1	.....	.....	3	2	12	6	1	30	.....	7	30	34	.....	5
Vermont	.....	3	.....	2	.....	.....	1	4	1	1	12	4	2	7	.....	1	20	6	1	1
Virginia	.....	2	.....	7	.....	1	1	.....	4	1	16	5	.....	7	1	5	9	12	.....	2
Washington	7	8	3	13	.....	2	3	2	3	36	77	17	24	32	.....	11	115	121	.....	8
West Virginia	.....	.....	.....	6	.....	.....	.....	.....	.....	1	7	4	6	23	3	2	49	8	.....	2
Wisconsin	.....	4	.....	32	.....	5	1	4	4	7	57	56	14	124	16	57	264	88	7	21
Wyoming	.....	.....	.....	3	.....	.....	.....	.....	1	1	5	3	.....	4	.....	3	7	5	.....	.....
Total	466	639	129	2,286	174	711	343	439	853	959	6,999	3,385	3,069	5,345	365	2,810	13,250	6,978	141	1,128

TABLE IX.—REPORT OF ALIENS ARRIVED IN THE UNITED STATES FOR THE YEAR ENDING JUNE 30, 1903, ETC.—Continued.

Destination.	Ironworkers.	Jewelers.	Locksmiths.	Machinists.	Mariners.	Masons.	Mechanics, not specified.	Millers.	Miners.	Painters and glaziers.	Plasterers.	Plumbers.	Printers.	Saddlers and harness makers.	Seamstresses and dressmakers.	Shipwrights.	Shoemakers.	Stonecutters.	Tailors.	Tanners and curriers.
Alabama	1	1	2	3	54	12	1	.....	75	1	.....	.....	1	.....	1	.....	3	.....	6	.....
Alaska	.....	.....	.....	.....	3	.....	.....	.....	6	.....	.....	.....	.....	.....	.....	.....	.....	.....	.....	.....
Arizona	.....	.....	.....	2	4	4	.....	.....	57	1	.....	.....	.....	.....	2	.....	1	1	.....	1
Arkansas	2	.....	.....	.....	.....	.....	4	.....	21	2	.....	.....	.....	.....	.....	.....	3	.....	3	.....
California	10	8	9	58	1,216	165	29	17	301	58	7	17	22	10	107	2	108	27	175	13
Colorado	5	.....	2	3	42	55	4	2	296	5	.....	.....	.....	.....	15	.....	22	2	16	.....
Connecticut	36	5	48	20	100	225	35	25	74	37	3	4	10	9	166	.....	263	31	219	21
Delaware	1	.....	2	4	2	9	3	2	3	2	.....	.....	.....	2	9	.....	13	1	13	2
District of Columbia	.....	1	2	2	3	4	2	.....	1	2	.....	1	1	1	6	.....	15	3	12	1
Florida	.....	1	.....	3	228	8	12	1	.....	9	.....	.....	16	.....	6	.....	12	2	17	.....
Georgia	.....	1	.....	.....	14	3	2	.....	2	1	.....	.....	.....	.....	1	.....	4	.....	6	.....
Hawaii	.....	1	.....	1	219	.....	4	.....	1	1	1	1	.....	.....	1	.....	.....	3	11	.....
Idaho	.....	1	1	1	3	3	11	.....	18	4	1	1	.....	.....	1	.....	3	1	2	.....
Illinois	117	13	243	98	337	445	103	75	668	201	12	5	22	62	318	1	543	54	784	57
Indiana	5	2	13	3	4	25	7	9	123	23	.....	.....	.....	.....	15	1	36	5	24	2
Indian Territory	.....	.....	.....	.....	.....	1	1	.....	17	.....	.....	.....	.....	.....	.....	.....	.....	1	3	.....
Iowa	8	.....	9	8	54	45	13	14	72	29	.....	1	3	4	35	.....	49	9	32	4
Kansas	.....	1	4	1	4	10	6	1	133	6	.....	1	.....	3	7	.....	10	1	13	.....
Kentucky	.....	1	4	.....	2	7	1	.....	5	.....	.....	1	3	.....	2	.....	3	.....	9	1
Louisiana	1	1	.....	5	128	9	5	.....	6	8	.....	1	2	.....	6	.....	70	1	16	1
Maine	1	.....	.....	7	10	11	6	2	8	5	2	1	.....	2	11	.....	17	42	14	2
Maryland	9	3	51	3	44	35	8	10	42	18	.....	.....	.....	3	25	2	57	13	194	5
Massachusetts	90	21	64	140	642	437	145	40	133	179	15	29	27	25	590	8	765	155	1,024	41
Michigan	25	.....	32	45	115	107	21	16	485	35	4	10	5	11	48	.....	122	21	93	8
Minnesota	13	3	22	34	109	99	29	20	115	82	1	4	5	20	115	.....	113	49	131	12
Mississippi	.....	.....	.....	.....	5	4	.....	.....	1	1	1	.....	.....	1	1	.....	4	.....	.....	.....
Missouri	22	3	70	9	38	79	18	11	75	39	2	2	2	8	40	.....	87	12	119	5
Montana	3	.....	1	4	8	45	2	3	74	8	.....	.....	.....	1	14	.....	14	1	11	.....
Nebraska	7	1	12	5	11	21	11	6	12	6	.....	2	5	3	12	.....	15	8	28	3
Nevada	.....	.....	.....	.....	.....	3	1	1	6	.....	.....	.....	.....	1	2	.....	2	1	1	.....
New Hampshire	2	2	2	6	1	24	4	.....	6	1	.....	.....	.....	.....	11	.....	39	14	17	.....
New Jersey	71	25	109	67	262	309	100	48	79	96	8	9	30	21	303	5	556	56	516	34
New Mexico	.....	.....	.....	.....	.....	1	3	.....	23	.....	.....	.....	.....	.....	.....	.....	.....	.....	.....	.....
New York	473	346	992	544	4,211	2,842	946	248	1,188	1,515	106	82	371	284	5,424	63	4,619	790	9,978	572
North Carolina	.....	.....	1	.....	2	.....	.....	.....	1	.....	.....	.....	.....	.....	1	.....	.....	.....	1	.....
North Dakota	1	.....	5	5	21	16	5	4	12	16	.....	2	2	3	18	.....	44	.....	15	2
Ohio	109	9	213	40	68	276	52	56	352	68	2	5	18	29	116	.....	312	38	320	22
Oklahoma	.....	.....	1	1	2	1	3	3	2	.....	.....	.....	.....	.....	1	.....	4	1	.....	.....
Oregon	.....	.....	3	2	64	11	3	1	12	5	.....	.....	1	1	8	.....	13	1	12	.....

Pennsylvania	357	21	508	151	570	1,320	220	166	2,901	253	23	16	54	73	767	6	1,451	204	1,808	91
Porto Rico	2	1	.....	13	15	9	23	.....	1	2	.....	2	8	1	22	.....	11	.....	8	.....
Rhode Island	24	6	9	31	104	58	35	9	19	17	1	8	2	.....	92	.....	105	5	107	1
South Carolina	.....	.....	.....	.....	3	.....	1	.....	2	.....	.....	.....	.....	.....	1	.....	.....	.....	.....	.....
South Dakota	1	.....	5	3	21	12	3	5	35	12	1	1	1	.....	21	.....	14	8	9	.....
Tennessee	.....	.....	1	1	3	3	.....	.....	1	.....	.....	.....	1	.....	5	.....	2	2	6	.....
Texas	10	.....	21	9	15	26	10	4	33	2	.....	2	2	3	13	.....	21	2	26	2
Utah	3	3	1	13	18	16	13	.....	135	5	.....	3	2	2	68	.....	10	.....	5	.....
Vermont	1	1	2	2	.....	53	.....	.....	6	.....	1	.....	2	2	9	.....	12	127	5	.....
Virginia	3	.....	1	.....	10	7	4	.....	18	2	.....	2	1	1	6	1	9	1	11	1
Washington	3	1	13	11	232	41	15	2	105	10	.....	5	6	2	15	1	28	12	59	3
West Virginia	.....	1	2	2	12	84	5	7	127	4	.....	.....	.....	.....	4	.....	36	14	16	1
Wisconsin	32	1	69	35	113	101	27	31	115	54	1	2	6	17	48	1	129	11	95	17
Wyoming	.....	.....	.....	.....	2	4	.....	.....	56	1	.....	.....	.....	.....	4	.....	1	.....	2	.....
Total	1,448	485	2,549	1,395	9,148	7,085	1,956	839	8,059	2,826	192	220	631	605	8,513	91	9,770	1,730	15,992	925

TABLE IX.—REPORT OF ALIENS ARRIVED IN THE UNITED STATES FOR THE YEAR ENDING JUNE 30, 1903, ETC.—Continued.

Destination.	Tinners.	Tobacco manufacturers.	Watch and clock makers.	Weavers and spinners.	Wheelwrights.	Not specified.	Total skilled.	Agents' factors.	Bankers.	Farmers.	Farm laborers.	Hotel keepers.	Laborers.	Merchant dealers and grocers.	Personal and domestic servants.	Not stated.	Total miscellaneous.	No occupation, including women and children.	Grand total.
Alabama	.....	.....	.....	1	1	4	193	.....	.....	3	51	.....	147	14	24	2	241	162	613
Alaska	.....	.....	.....	.....	.....	.....	10	.....	.....	2	2	4	34	3	6	2	53	17	86
Arizona	.....	.....	.....	1	.....	.....	87	.....	.....	8	33	1	131	5	16	.....	194	57	343
Arkansas	.....	.....	.....	1	.....	3	44	.....	.....	7	15	.....	60	10	15	.....	107	112	264
California	18	3	11	26	2	250	3,707	18	13	1,036	2,828	34	5,549	1,220	1,631	785	13,114	5,375	22,746
Colorado	4	2	1	9	1	12	624	.....	.....	110	714	5	1,637	24	396	15	2,901	1,228	4,778
Connecticut	19	5	15	127	6	45	2,132	2	.....	66	1,981	2	9,021	68	3,013	110	14,263	5,339	21,813
Delaware	.....	.....	.....	3	1	3	106	.....	.....	5	111	.....	620	1	83	3	823	242	1,176
District of Columbia	.....	.....	.....	.....	1	9	107	1	.....	5	33	.....	157	21	107	19	343	223	701
Florida	.....	128	.....	.....	1	1,215	2,076	3	2	21	120	8	189	233	219	13	808	2,133	5,105
Georgia	1	1	2	.....	1	2	66	.....	.....	.....	37	.....	88	22	19	3	169	91	331
Hawaii	.....	.....	1	.....	.....	32	370	5	3	3,964	5,316	.....	508	266	9	63	10,134	4,008	14,581
Idaho	.....	.....	.....	.....	.....	6	77	.....	.....	36	58	.....	174	5	49	7	329	131	538
Illinois	82	18	45	74	40	349	7,547	9	1	663	5,752	15	27,110	459	7,472	392	41,873	13,618	63,378
Indiana	8	2	2	10	5	33	491	.....	.....	42	341	2	1,900	24	301	24	2,634	1,184	4,342
Indian Territory	.....	.....	.....	2	.....	.....	30	.....	.....	5	35	.....	100	2	11	.....	153	87	271
Iowa	8	.....	3	14	4	24	798	.....	.....	274	667	1	2,057	28	1,019	49	4,095	2,139	7,056
Kansas	3	.....	.....	3	.....	10	275	.....	.....	89	158	1	471	15	154	4	892	909	2,087
Kentucky	1	.....	.....	2	.....	8	72	.....	.....	1	36	1	61	13	40	1	153	135	384
Louisiana	1	.....	.....	.....	.....	8	420	2	1	38	2,538	.....	685	275	102	92	3,733	2,057	6,334
Maine	1	1	2	28	1	18	236	1	.....	25	99	2	644	14	315	72	1,172	584	1,997
Maryland	5	3	2	11	6	108	947	2	.....	15	280	.....	1,382	92	382	50	2,153	1,598	4,758
Massachusetts	41	72	30	1,176	8	532	8,538	22	2	643	4,782	18	22,126	918	11,292	1,293	41,096	15,816	65,757
Michigan	14	4	6	23	15	82	1,915	1	.....	361	1,336	3	9,403	75	1,956	75	13,210	5,728	20,920
Minnesota	16	3	7	14	1	90	1,889	2	.....	772	1,055	1	9,999	69	3,450	100	15,448	5,420	22,835
Mississippi	.....	.....	.....	.....	1	.....	24	.....	.....	2	20	.....	56	3	12	2	95	73	193
Missouri	17	2	8	14	7	86	1,226	.....	1	79	692	1	2,687	102	568	59	4,189	1,653	7,132
Montana	.....	.....	1	4	1	5	268	.....	.....	111	189	2	681	11	263	6	1,213	519	2,009
Nebraska	3	2	1	6	3	15	367	.....	.....	214	320	3	947	15	503	19	2,021	1,685	4,091
Nevada	.....	.....	.....	.....	.....	3	38	.....	.....	7	142	.....	295	2	36	.....	482	67	590
New Hampshire	.....	1	.....	67	.....	21	284	.....	.....	17	94	1	730	6	358	45	1,251	321	1,861
New Jersey	59	10	18	391	20	161	4,928	4	.....	71	3,790	9	14,832	316	5,477	194	24,693	8,680	38,533
New Mexico	.....	.....	.....	1	.....	.....	34	.....	.....	.....	26	.....	64	6	7	.....	103	78	218
New York	897	504	378	1,024	178	1,771	57,491	157	97	660	17,150	120	76,003	6,116	33,802	3,433	137,538	56,045	254,665
North Carolina	.....	.....	2	2	.....	1	16	.....	.....	.....	21	.....	19	2	3	1	46	50	113
North Dakota	3	.....	1	6	1	22	377	1	.....	650	381	.....	1,649	9	788	24	3,502	3,126	7,012
Ohio	50	3	13	42	30	176	3,665	2	.....	328	3,608	5	18,192	175	2,487	199	24,996	8,390	37,184
[illegible]	[illegible]	[illegible]	[illegible]	[illegible]	[illegible]	[illegible]	34	[illegible]	[illegible]	87	24	[illegible]	41	2	12	1	117	261	415

Oregon	1	1	.....	2	.....	5	226	.....	.....	134	163	6	622	91	171	27	1,214	535	1,996
Pennsylvania	174	51	55	372	51	633	16,344	7	2	1,350	18,359	17	92,758	675	11,325	515	125,008	35,292	177,169
Porto Rico	6	9	1	2	1	23	492	.....	.....	81	37	1	141	411	108	28	807	697	2,135
Rhode Island	3	2	.....	289	3	62	1,269	1	.....	58	757	1	3,055	61	1,289	228	5,450	2,704	9,467
South Carolina	.....	.....	.....	2	.....	.....	14	.....	.....	.....	3	.....	15	2	3	3	26	29	73
South Dakota	1	.....	3	4	2	12	273	.....	.....	201	328	1	1,185	15	514	35	2,279	1,371	3,939
Tennessee	.....	1	.....	2	.....	4	52	.....	.....	6	52	.....	211	19	18	5	311	132	498
Texas	2	1	1	10	6	10	405	2	.....	156	116	1	541	58	138	6	1,018	977	2,438
Utah	1	.....	1	32	.....	59	503	1	.....	78	94	.....	391	14	203	83	864	753	2,132
Vermont	.....	.....	1	1	.....	21	288	1	.....	22	113	.....	698	7	121	13	975	336	1,611
Virginia	.....	.....	.....	1	1	10	131	.....	.....	9	86	.....	255	19	88	9	416	327	890
Washington	4	1	5	5	.....	46	953	2	1	501	499	21	2,065	280	674	212	4,255	1,682	6,967
West Virginia	3	.....	.....	2	.....	15	432	1	.....	36	1,022	.....	2,832	4	140	12	4,047	684	5,170
Wisconsin	18	3	6	15	12	92	1,698	1	.....	348	1,044	1	5,175	75	1,472	76	8,192	4,599	14,546
Wyoming	.....	.....	.....	1	.....	1	94	.....	1	16	60	2	299	7	75	4	464	242	805
Total	1,465	833	623	3,823	412	6,097	124,683	248	124	13,363	77,518	290	320,642	12,379	92,686	8,413	525,663	199,701	857,046

Table X gives the arrivals in the United States from the foreign countries whence they respectively came, of all aliens during each year since 1857 arranged in the form of reports of alien passengers issued prior to the organization of the Bureau.

TABLE X.—NUMBER AND NATIONALITIES OF IMMIGRANTS ARRIVED IN THE UNITED STATES FROM 1857 TO 1903, INCLUSIVE.

Countries.	1857.	1858.	1859.	1860.	1861.	1862.	1863.
Austria-Hungary					13	78	98
Belgium	1,011	160	137	80	100	124	136
Denmark	762	490	470	527	154	1,565	1,473
France	4,441	2,747	2,772	3,080	3,389	2,898	2,314
German Empire	86,407	69,586	46,635	43,946	52,116	23,811	29,741
Italy	1,046	1,414	1,051	920	954	621	514
Netherlands	986	1,201	168	342	369	339	349
Norway	1						20
Portugal	116	203	85	88	92	22	104
Russian Empire and Finland	74	108	314	156	129	134	135
Spain	637	922	1,454	974	804	381	336
Sweden	881	2,645	1,850	629	287	1,021	1,179
Switzerland	1,713	1,671	866	676	1,243	587	696
United Kingdom:							
England	27,060	21,013	15,188	12,838	13,207	7,659	13,615
Ireland	59,370	41,500	34,410	40,547	43,351	16,800	36,545
Scotland	3,833	3,202	1,981	1,995	1,244	730	954
Wales	601	492	320	547	554	366	632
Europe not specified	20,191	16,823	11,884	12,633	13,771	7,055	33,432
Total Europe	209,130	164,177	119,585	119,928	131,777	64,191	122,268
China	4,524	7,183	3,215	6,117	6,094	4,174	5,280
Other Asia	4	5	1	8	14	7	9
Total Asia	4,528	7,188	3,216	6,125	6,108	4,181	5,289
Africa	26	8	20	119	48	8	12
British North America	6,068	5,360	4,544	4,412	3,221	2,538	3,388
Central America	277	11	5	7	9	31	8
Mexico	401	342	301	243	207	197	101
South America	85	130	116	204	148	90	139
West Indies	808	922	718	1,158	853	543	575
All other countries	9,223	13,804	1,066	947	506	404	1,143
Grand total	230,546	191,942	129,571	133,143	142,877	72,183	132,925

Countries.	1864.	1865.	1866.	1867.	1868.	1869.	1870.
Austria-Hungary	136	518	87	392	553	1,499	4,425
Belgium	411	282	1,515	1,173	97	1,922	1,002
Denmark	738	772	1,092	2,031	1,596	3,649	4,083
France	2,128	2,949	5,724	5,886	5,119	3,879	4,007
German Empire	41,155	58,153	120,218	124,076	122,677	131,042	118,225
Italy	694	594	1,318	1,585	1,549	1,489	2,893
Netherlands	520	572	1,613	2,598	718	1,134	1,066
Norway	265	84	9,220	2,510	4,296	16,068	13,216
Portugal	48	388	249	320	294	87	255
Russian Empire and Finland	385	217	999	618	376	527	1,130
Spain	681	902	613	862	876	1,123	663
Sweden	1,192	2,500	2,840	5,919	11,253	24,224	13,443
Switzerland	1,022	1,738	3,751	4,656	3,405	3,650	3,075
United Kingdom;							
England	29,349	25,964				35,673	60,957
Ireland	69,161	51,018	133,961	126,289	115,392	40,786	56,996
Scotland	3,136	3,195				7,751	12,521
Wales	856	332				660	1,011
Europe not specified	29,222	19,599	13	15	9	40,380	29,216
Total Europe	181,099	169,772	282,313	278,930	268,210	315,543	328,184
China	5,240	3,702	1,872	3,519	6,707	12,874	15,740
Other Asia	2	11	25	60	63	68	85
Total Asia	5,242	3,713	1,897	3,579	6,770	12,942	15,825
Africa	25	46	32	26	21	72	31
British North America	3,642	3,763	37,419	18,128	5,373	21,117	40,411
Central America	1	1	6	5	2	3	33
Mexico	78	139	244	237	292	320	463
South America	142	128	225	266	197	90	69
West Indies	494	743	988	891	839	2,237	1,679
All other countries	391	2,034	9,453	1,042	485	444	508
Grand total	191,114	180,339	332,577	303,104	282,189	352,768	387,269

TABLE X.—NUMBER AND NATIONALITIES OF IMMIGRANTS ARRIVED IN THE UNITED STATES FROM 1857 TO 1903, INCLUSIVE—Continued.

Countries.	1871.	1872.	1873.	1874.	1875.	1876.	1877.
Austria-Hungary	4,887	4,410	7,112	8,850	7,658	6,276	5,396
Belgium	774	738	1,176	817	615	515	488
Denmark	2,015	3,690	4,931	3,082	2,656	1,547	1,695
France	3,137	9,317	14,798	9,643	8,321	8,002	5,856
German Empire	82,554	141,109	149,671	87,291	47,769	31,937	29,298
Italy	2,816	4,190	8,757	7,667	3,631	3,017	3,195
Netherlands	993	1,909	3,811	2,444	1,237	855	591
Norway	9,418	11,421	16,247	10,384	6,093	5,173	4,588
Portugal	290	416	24	60	763	471	1,291
Russian Empire and Finland	1,208	2,665	4,972	5,868	8,981	5,700	7,132
Spain	558	595	541	485	601	518	665
Sweden	10,699	13,464	14,303	5,712	5,573	5,603	4,991
Switzerland	2,269	3,650	3,107	3,093	1,814	1,549	1,686
United Kingdom:							
England	56,580	69,764	74,801	50,905	40,130	24,373	19,161
Ireland	57,439	68,732	77,344	53,707	37,957	19,575	14,569
Scotland	11,984	13,916	13,841	10,429	7,310	4,582	4,135
Wales	899	1,214	840	665	449	324	281
Europe not specified	16,078	65	104	130	77	86	74
Total Europe	264,548	351,265	396,380	261,232	181,635	120,103	105,092
China	7,135	7,788	20,291	13,776	16,437	22,781	10,594
Other Asia	102	37	39	61	57	153	39
Total Asia	7,237	7,825	20,330	13,837	16,494	22,934	10,633
Africa	23	38	22	14	35	41	16
British North America	47,082	40,176	37,871	32,960	24,051	22,471	22,116
Central America	4	8	38	20	15	15	7
Mexico	402	569	606	386	610	631	445
South America	96	101	163	144	132	156	87
West Indies	1,251	1,351	1,657	1,829	1,832	1,413	1,390
All other countries	707	3,473	2,736	2,917	2,694	2,222	2,071
Grand total	321,350	404,806	459,803	313,339	227,498	169,986	141,857

Countries.	1878.	1879.	1880.	1881.	1882.	1883.	1884.
Austria-Hungary	5,150	5,963	17,267	27,935	29,150	27,625	36,571
Belgium	354	512	1,232	1,766	1,431	1,450	1,576
Denmark	2,105	3,474	6,576	9,117	11,618	10,319	9,202
France	4,159	4,655	4,313	5,227	6,003	4,821	3,608
German Empire	29,313	34,602	84,638	210,485	250,630	194,786	179,676
Italy	4,344	5,791	12,354	15,401	32,160	31,792	16,510
Netherlands	608	753	3,340	8,597	9,517	5,249	4,198
Norway	4,759	7,345	19,895	22,705	29,101	23,398	16,974
Portugal	660	392	260	171	42	176	701
Russian Empire and Finland	3,595	4,942	7,191	10,655	21,590	11,920	17,226
Spain	457	457	389	484	378	262	299
Sweden	5,390	11,001	39,186	49,760	64,607	38,277	26,552
Switzerland	1,808	3,161	6,156	11,293	10,844	12,751	9,386
United Kingdom:							
England	18,405	24,183	59,454	65,177	82,394	63,140	55,918
Ireland	15,932	20,013	71,603	72,342	76,432	81,486	63,344
Scotland	3,502	5,225	12,640	15,168	18,937	11,859	9,060
Wales	243	543	1,173	1,027	1,656	1,597	901
Europe not specified	48	58	80	131	274	246	504
Total Europe	100,832	133,070	347,747	527,441	646,764	521,154	452,206
China	8,992	9,604	5,802	11,890	39,579	8,031	279
Other Asia	22	56	37	92	50	82	231
Total Asia	9,014	9,660	5,839	11,982	39,629	8,113	510
Africa	12	17	21	25	32	56	13
British North America	25,568	31,268	99,706	125,391	98,295	70,241	60,584
Central America	50	9	44	29	20	9	23
Mexico	465	556	492	325	366	469	430
South America	88	69	88	110	91	77	65
West Indies	1,019	1,123	1,351	1,680	1,291	903	2,208
All other countries	1,421	2,054	1,969	2,448	2,504	2,300	2,553
Grand total	138,469	177,826	457,257	669,431	788,992	603,322	518,592

TABLE X.—NUMBER AND NATIONALITIES OF IMMIGRANTS ARRIVED IN THE UNITED STATES FROM 1857 TO 1903, INCLUSIVE—Continued.

Countries.	1885.	1886.	1887.	1888.	1889.	1890.	1891.	1892.
Austria-Hungary	27,309	28,680	40,265	45,814	34,174	56,199	71,042	76,937
Belgium	1,653	1,300	2,553	3,212	2,562	2,671	3,037	4,026
Denmark	6,100	6,225	8,524	8,962	8,699	9,366	10,659	10,125
France, including Corsica	3,495	3,318	5,034	6,454	5,918	6,585	6,770	4,678
German Empire	124,443	84,403	106,865	109,717	99,538	92,427	113,554	119,168
Gibraltar	.....	8	12	18	13	9	13	.....
Greece	172	104	313	782	158	524	1,105	660
Italy, including Sicily and Sardinia	13,642	21,315	47,622	51,558	25,307	52,003	76,055	61,631
Malta	4	7	1	3	.....	1	6	.....
Netherlands	2,689	2,314	4,506	5,845	6,460	4,326	5,206	6,141
Norway	12,356	12,759	16,269	18,264	13,390	11,370	12,568	14,325
Poland	3,085	3,939	6,128	5,826	4,922	11,073	27,497	40,536
Portugal, including Cape Verde and Azores islands	2,024	1,194	1,360	1,625	2,024	2,600	2,999	3,400
Roumania	803	494	2,045	1,186	893	517	957	.....
Russian Empire and Finland	17,158	17,800	30,766	33,487	33,916	35,598	47,426	81,511
Spain	350	344	436	526	526	813	905	4,078
Sweden	22,248	27,751	42,836	54,698	35,415	29,632	36,880	41,845
Switzerland	5,895	4,805	5,214	7,737	7,070	6,993	6,811	6,886
Turkey in Europe	138	176	206	207	252	206	265	1,331
United Kingdom:								
England	47,382	49,767	72,855	82,574	68,503	57,020	53,600	34,309
Ireland	51,795	49,619	68,370	73,513	65,557	53,024	55,706	51,383
Scotland	9,226	12,126	18,699	24,457	18,296	12,041	12,557	7,177
Wales	1,127	1,027	1,820	1,654	1,181	650	424	729
Europe, not specified	39	54	130	12	16	32	48	.....
Total Europe	353,083	329,529	482,829	538,131	434,790	445,680	546,085	570,876
China	22	40	10	26	118	1,716	2,836	(a)
Other Asia	176	277	605	817	1,607	2,732	4,842	(a)
Total Asia	198	317	615	843	1,725	4,448	7,678	(a)
Africa	112	122	40	65	187	112	103	(a)
Australasia, Tasmania, New Zealand, and Pacific islands, not specified	679	1,136	1,282	2,387	2,196	1,167	1,301	(a)
British North America	38,291	.....	.....	.....	.....	.....	.....	.....
Central America	24	32	23	67	88	147	285	(a)
Mexico	323	.....	.....	.....	.....	.....	.....	.....
South America	44	246	366	440	427	438	664	(a)
West Indies	2,477	2,734	4,876	4,880	4,923	3,070	3,906	(a)
All other countries	115	87	78	76	91	240	297	8,787
Total immigrants	395,346	334,203	490,109	546,889	444,427	455,302	560,319	579,663

Countries.	1893.	1894.	1895.	1896.	1897.	1898.
Austria-Hungary	57,420	38,638	33,401	65,103	33,031	39,797
Belgium	3,324	1,709	1,058	1,261	760	695
Denmark	7,720	5,003	3,910	3,167	2,085	1,946
France, including Corsica	3,621	3,080	2,628	2,463	2,107	1,990
German Empire	78,756	53,989	32,173	31,885	22,533	17,111
Greece	1,072	1,356	597	2,175	571	2,339
Italy, including Sicily and Sardinia	72,145	42,977	35,427	68,060	59,431	58,613
Netherlands	6,199	1,820	1,388	1,583	890	767
Norway	15,515	9,111	7,580	8,855	5,842	4,938
Poland	16,374	1,941	791	691	4,165	4,726
Portugal, including Cape Verde and Azore islands	4,631	2,196	1,452	2,766	1,874	1,717
Roumania	.....	729	523	785	791	900
Russian Empire and Finland	42,310	39,278	35,907	51,445	25,816	29,828
Spain	206	925	501	351	448	577
Sweden	35,710	18,286	15,361	21,177	13,162	12,398
Switzerland	4,744	2,905	2,239	2,304	1,566	1,246
Turkey in Europe	625	298	245	169	152	176
United Kingdom:						
England	27,931	17,747	23,443	19,492	9,974	9,877
Ireland	43,578	30,231	46,304	40,262	28,421	25,128
Scotland	6,215	3,772	3,788	3,483	1,883	1,797
Wales	1,043	1,001	1,602	1,581	870	1,219
Europe not specified	.....	60	24	9	25	1
Total Europe	429,139	277,052	250,342	329,067	216,397	217,786

a Included in all other countries.

TABLE X.—NUMBER AND NATIONALITIES OF IMMIGRANTS ARRIVED IN THE UNITED STATES FROM 1857 TO 1903, INCLUSIVE—Continued.

Countries.	1893.	1894.	1895.	1896.	1897.	1898.
China	472	1,170	539	1,441	3,363	2,071
Japan	1,380	1,931	1,150	1,110	1,526	2,230
Other Asia	540	1,589	2,806	4,213	4,773	4,336
Total Asia	2,392	4,690	4,495	6,764	9,662	8,637
Africa	(a)	24	36	21	37	48
Australia, Tasmania, New Zealand, and Pacific islands, not specified	(a)	244	141	112	199	201
British North America		194	239	273	290	350
Central America	(a)	32	21	17	6	7
Mexico		109	116	150	91	107
South America	(a)	39	36	35	49	39
West Indies	2,593	3,177	3,096	6,828	4,101	2,124
All other countries	5,606	70	14			
Total immigrants	439,730	285,631	258,536	343,267	230,832	229,299

Countries.	1899.	1900.	1901.	1902.	1903.
Austria-Hungary	62,491	114,847	113,390	171,989	206,011
Belgium	1,101	1,196	1,579	2,577	3,450
Denmark	2,690	2,926	3,655	5,660	7,168
France, including Corsica	1,694	1,739	3,150	3,117	5,578
German Empire	17,476	18,507	21,651	28,304	40,086
Greece	2,333	3,771	5,910	8,104	14,090
Italy, including Sicily and Sardinia	77,419	100,135	135,996	178,375	230,622
Netherlands	1,029	1,735	2,349	2,284	3,998
Norway	6,705	9,575	12,248	17,484	24,461
Poland	(b)	(b)	(b)	(b)	(b)
Portugal, including Cape Verde and Azore islands	2,054	4,234	4,165	5,307	9,317
Roumania	1,606	6,459	7,155	7,196	9,310
Russian Empire and Finland	60,982	90,787	85,257	107,347	136,093
Servia, Bulgaria, and Montenegro	52	108	657	851	1,761
Spain	385	355	592	975	2,080
Sweden	12,797	18,650	23,331	30,894	46,028
Switzerland	1,326	1,152	2,201	2,344	3,983
Turkey in Europe	80	285	387	187	1,529
United Kingdom:					
England	10,402	9,951	12,214	13,575	26,219
Ireland	31,673	35,730	30,561	29,138	35,310
Scotland	1,724	1,792	2,070	2,560	6,143
Wales	1,324	764	701	763	1,275
Europe, not specified	6	2	16	37	5
Total Europe	297,349	424,700	469,237	619,068	814,507
China	1,660	1,247	2,459	1,649	2,209
Japan	2,844	12,635	5,269	14,270	19,968
Other Asia	4,468	4,064	5,865	6,352	7,789
Total Asia	8,972	17,946	13,593	22,271	29,966
Africa	51	30	173	37	176
Australia, Tasmania, New Zealand, and Pacific islands, not specified	1,322	396	498 540	566 636	1,349 1,058
British North America					
Central America	159	42	150	305	678
Mexico	161	237	347	709	528
South America	89	124	203	337	589
West Indies	2,585	4,656	3,176	4,711	8,170
All other countries	1,027	441	1	103	25
Total immigrants	311,715	448,572	487,918	648,743	857,046

a Included in all other countries.

b Beginning with 1899, Polish immigrants have been included in the countries to which they belong.

In Table XI is given the figures for the calendar year ending December 31, 1902, to assist those who keep records of alien immigration for such period.

TABLE XI.—ARRIVALS OF IMMIGRANTS BY NATIONALITIES, IN THE UNITED STATES DURING THE CALENDAR YEAR ENDED DECEMBER 31, 1902.

Countries.	Immigrants.	Countries.	Immigrants.
Austria-Hungary	185,659	Europe, not specified	35
Belgium	2,822	Total Europe	702,368
Denmark	6,318		
France, including Corsica	3,391	China	1,996
German Empire	32,736	Japan	19,298
Greece	11,490	India	71
Italy, including Sicily and Sardinia	201,269	Turkey in Asia	7,363
Netherlands	2,484	Other Asia	39
Norway	20,152	Total Asia	28,767
Portugal, including Cape Verde and Azore islands	7,575		
Roumania	8,858	Africa	42
Russian Empire and Finland	123,382	Australia, Tasmania, and New Zealand	585
Servia, Bulgaria, and Montenegro	899	Philippine Islands	112
Spain, including Canary and Balearic islands	1,281	Pacific islands, not specified	87
Sweden	39,020	British North America	771
Switzerland	2,623	British Honduras	29
Turkey in Europe	541	Other Central America	361
United Kingdom:		Mexico	403
England	16,147	South America	394
Ireland	31,406	West Indies	5,267
Scotland	2,863	All other countries	103
Wales	922	Grand total	739,289

Table XII gives the immigration of aliens for each year beginning with 1820 up to and including that for the fiscal year 1903; and the two succeeding tables repeat the figures presented in Table VI, but arranged with reference to the calendar year.

TABLE XII.—NUMBER OF IMMIGRANTS ARRIVED IN THE UNITED STATES EACH YEAR FROM 1820 TO 1903, BOTH INCLUSIVE.

Period.	Immigrants arrived.	Period.	Immigrants arrived.
Year ending September 30—		Year ending September 30—Cont'd.	
1820	8,385	1848	226,527
1821	9,127	1849	297,024
1822	6,911	1850	310,004
1823	6,354	October 1 to December 31, 1850	59,976
1824	7,912	Year ending December 31—	
1825	10,199	1851	379,466
1826	10,837	1852	371,603
1827	18,875	1853	368,645
1828	27,382	1854	427,833
1829	22,520	1855	200,877
1830	23,322	1856	195,857
1831	22,633	January 1 to June 30, 1857	112,123
October 1, 1831, to December 31, 1832	60,482	Year ending June 30—	
Year ending December 31—		1858	191,942
1833	58,640	1859	129,571
1834	65,365	1860	133,143
1835	45,374	1861	142,877
1836	76,242	1862	72,183
1837	79,340	1863	132,925
1838	38,914	1864	191,114
1839	68,069	1865	180,339
1840	84,066	1866	332,577
1841	80,289	1867	303,104
1842	104,565	1868	282,189
January 1 to September 30, 1843	52,496	1869	352,768
Year ending September 30—		1870	387,203
1844	78,615	1871	321,350
1845	114,371	1872	404,806
1846	154,416	1873	459,803
1847	234,968	1874	313,339

TABLE XII.—NUMBER OF IMMIGRANTS ARRIVED IN THE UNITED STATES EACH YEAR FROM 1820 TO 1903, BOTH INCLUSIVE—Continued.

Period.	Immigrants arrived.	Period.	Immigrants arrived.
Year ending June 30—		Year ending June 30—Continued.	
1875	227,498	1890	455,302
1876	169,986	1891	560,319
1877	141,857	1892	579,663
1878	138,469	1893	439,730
1879	177,826	1894	285,631
1880	457,257	1895	258,536
1881	669,431	1896	343,267
1882	788,992	1897	230,832
1883	603,322	1898	229,299
1884	518,592	1899	311,715
1885	395,346	1900	448,572
1886	334,203	1901	487,918
1887	490,109	1902	648,743
1888	546,889	1903	857,046
1889	444,427		

TABLE XIII.—REPORT OF ALIENS ARRIVED IN THE UNITED STATES DURING THE SIX MONTHS ENDING DECEMBER 31, 1902.

Countries.	Sex of immigrants.		Total immigrants.	Other alien passengers.	Grand total.
	Males.	Females.			
Austria-Hungary	48,171	25,104	73,275	2,560	75,835
Belgium	828	496	1,324	491	1,815
Denmark	1,449	1,136	2,585	551	3,136
France, including Corsica	1,250	711	1,961	3,093	5,054
German Empire	10,059	6,381	16,440	9,474	25,914
Greece	4,664	198	4,862	116	4,978
Italy, including Sicily and Sardinia	55,619	22,226	77,845	2,735	80,580
Netherlands	535	326	861	617	1,478
Norway	4,564	3,462	8,026	474	8,500
Portugal, including Cape Verde and Azore islands	2,270	1,633	3,903	129	4,032
Roumania	3,144	2,437	5,581	151	5,732
Russian Empire and Finland	35,083	22,106	57,189	1,388	58,577
Servia, Bulgaria, and Montenegro	398	34	432	22	454
Spain, including Canary and Balearic islands	583	162	745	820	1,565
Sweden	11,023	8,855	19,878	898	20,776
Switzerland	852	432	1,284	914	2,198
Turkey in Europe	414	34	448	77	525
United Kingdom:					
England	5,693	4,325	10,018	12,542	22,560
Ireland	5,451	8,847	14,298	2,820	17,118
Scotland	922	618	1,540	2,575	4,115
Wales	374	222	596	176	772
Total Europe	193,346	109,745	303,091	42,623	345,714
China	1,211	26	1,237	92	1,329
Japan	7,312	2,729	10,041	140	10,181
India	17	4	21	90	111
Turkey in Asia	3,516	1,462	4,978	290	5,268
Other Asia	12	7	19	.....	19
Total Asia	12,068	4,228	16,296	612	16,908
Africa	29	9	38	167	205
Australia, Tasmania, and New Zealand	270	104	374	226	600
Philippine Islands	79	6	85	2	87
Pacific islands not specified	45	6	51	7	58
British North America	343	172	515	1,553	2,068
British Honduras	10	10	20	6	26
Other Central America	150	67	217	315	532
Mexico	123	51	174	319	493
South America	128	49	177	428	605
West Indies	1,754	831	2,585	3,034	5,619
All other countries	14	4	18	.....	18
Grand total	208,359	115,282	323,641	49,292	372,933

TABLE XIV.—REPORT OF ALIENS ARRIVED IN THE UNITED STATES DURING THE SIX MONTHS ENDING JUNE 30, 1903.

Countries.	Sex of immigrants.		Total immigrants.	Other alien passengers.	Grand total.
	Males.	Females.			
Austria-Hungary	99,813	32,923	132,736	722	133,458
Belgium	1,480	646	2,126	112	2,238
Denmark	3,105	1,468	4,573	103	4,676
France, including Corsica	2,263	1,354	3,617	1,150	4,767
German Empire	14,802	8,844	23,646	1,462	25,108
Greece	8,970	258	9,228	115	9,343
Italy, including Sicily and Sardinia	131,347	21,430	152,777	2,195	154,972
Netherlands	1,964	1,173	3,137	98	3,235
Norway	11,685	4,750	16,435	172	16,607
Portugal, including Cape Verde and Azore islands	3,559	1,855	5,414	25	5,439
Roumania	2,169	1,560	3,729	50	3,779
Russian Empire and Finland	57,852	21,052	78,904	849	79,753
Servia, Bulgaria, and Montenegro	1,301	28	1,329	11	1,340
Spain, including Canary and Balearic islands	1,150	185	1,335	319	1,654
Sweden	18,785	7,365	26,150	408	26,558
Switzerland	1,944	755	2,699	125	2,824
Turkey in Europe	1,039	42	1,081	31	1,112
United Kingdom:					
England	9,900	6,301	16,201	3,891	20,092
Ireland	10,515	10,497	21,012	345	21,357
Scotland	3,031	1,572	4,603	599	5,202
Wales	461	218	679	65	744
Europe not specified	3	2	5	.....	5
Total Europe	387,138	124,278	511,416	12,847	524,263
China	956	16	972	16	988
Japan	8,597	1,330	9,927	55	9,982
India	62	11	73	5	78
Turkey in Asia	1,598	542	2,140	97	2,237
Other Asia	495	63	558	2	560
Total Asia	11,708	1,962	13,670	175	13,845
Africa	92	46	138	30	168
Australia, Tasmania, and New Zealand	526	250	776	179	955
Philippine Islands	44	3	47	2	49
Pacific islands not specified	13	3	16	2	18
British North America	385	158	543	817	1,360
British Honduras	44	17	61	92	153
Other Central America	278	107	380	82	462
Mexico	293	61	354	157	511
South America	277	135	412	190	602
West Indies	3,989	1,596	5,585	402	5,987
All other countries	5	2	7	2	9
Grand total	404,787	128,618	533,405	14,977	548,382

ALIEN CONTRACT LABOR.

Although the number of aliens rejected during the year as coming to the United States under contract or agreement to perform labor here was 1,086—which was larger than the denials on the same account in any other year—yet the Bureau inclines to the belief that many more would have been excluded had the provisions of the new act of March 3, 1903, been in force from the beginning of the fiscal year.

The construction placed upon the original act of February 26, 1885, and the amendatory act of February 23, 1887, by the courts, although made upon a consideration of the penal provisions thereof, naturally affected the views and the actions of administrative officers in deciding upon the admissibility of aliens. This construction, based upon a review of the circumstances attendant upon the passage of the said legislation and the expressed views of some of the legislators as to the object intended to be accomplished thereby, was, substantially, that Congress purposed merely to exclude the introduction, under contract, in large numbers of the lower grades of unskilled manual laborers.

Notwithstanding that Congress has twice since before the passage of the act of March 3, 1903, had occasion to express itself upon the subject and has named the classes to be admitted although they came under a prior contract, the construction referred to had apparently secured such a foothold, both in the popular and the official understanding, that in every case nearly there was a reference to it and an expression of individual opinion that Congress "did not intend to exclude" such cases, "as is shown by the legislation on this subject."

Fortunately the general immigration act of the last Congress, in which is embodied the law in relation to the importation of contract labor, has finally set the subject at rest by amplifying the language so as to extend it to both "skilled" and "unskilled" labor, and by including with those coming under "contract or agreement" such as come under "offers, solicitations, or promises."

The new law has not yet, however, been in operation long enough to materially affect the number of exclusions on this account or to test, through the courts, the practical value of its penal provisions against the employers in this country of such labor.

An interesting case that has arisen since the passage of the new act is that of Loterios Lontos, a Greek, who was sent to this country by a firm which desired to establish an agency here for the sale of currants. This man was engaged to work in the dual capacity of an expert grader and an accountant, and upon his failure to show that similar labor could not be secured in the United States was excluded. By recourse to writ of habeas corpus his case was brought before Judge Lacombe, of the United States circuit court for southern circuit of New York, to secure a review of the action of the Executive Department of the Government, or, in other words, a judicial construction of the new act as to its provisions for the exclusion of aliens. This attempt was, of course, a failure, as the courts have uniformly held since the passage of the act of August 18, 1894, that they had no power to review the action in this respect of the appropriate officers.

From this decision an appeal is pending in the United States Supreme Court, as to the result of which there seems no ground for apprehension by the Government in view of the settled opinion of the courts upon the issue raised. This case is related at some length merely to show that Congress has given not only plenary authority to exclude such aliens to the Executive Branch of the Government, but has used sufficiently broad and comprehensive terms to enable officers charged with the administration of this legislation to protect every species of American labor, other than the expressly excepted classes, from unfair competition in the open markets of the world with alien labor. If the defensive efficiency of this barrier is weakened or destroyed, such result can only ensue, therefore, from the action of the officers upon whom rests the enforcement of the law, unless Congress itself should hereafter modify or repeal that law.

One of the immediately practical results of the passage of the act of March 3, 1903, was to repeal from that date the special appropriation for the enforcement of the alien contract labor law. Thereafter all expenses incurred in the administration of that feature, as of all other features of the new act, were payable from the head tax, or "immigrant fund," provided for in section 1 thereof.

As will be seen by reference to the financial statement appearing farther on in this report, there was expended in the enforcement of

the alien contract labor law during the fiscal year up to March 3, 1903, the sum of $106,718.89, leaving an unexpended balance of the annual appropriation of $150,000 amounting to $43,281.11.

DISEASED IMMIGRANTS.

The statement following will show that the increase in the number of immigrants afflicted with dangerous contagious diseases has been in much greater ratio than the total increase of immigration, notwithstanding the effort to prevent such persons from access to this country. The recent act imposing a penalty on vessels for bringing such persons to the United States has been in operation too short a time to produce any noticeable results. Perhaps, moreover, in considering the large number of such cases, it is not unreasonable to assume that the increase is to some extent apparent rather than actual, for doubtless the vigilance of the examining medical officers at our ports has grown in proportion to the energy with which the Bureau has sought to detect and exclude all aliens so diseased as to endanger the health of the people of this country. The increase may be due also to the efficiency that has been displayed by the immigration officers guarding our northern boundary and the resultant lessening of the inducements to diseased aliens to abandon our seaports and seek an easier entrance by land. Upon this point special attention is directed to the report of the United States commissioner of immigration at Montreal, Canada, which appears later in this report.

Race.	1902.	1903.	Race.	1902.	1903.
Japanese	29	538	Croatians and Slovenians	21	41
Hebrews	107	252	Russians	10	30
Poles	140	201	Greeks	12	29
Italians (south)	74	147	Armenians	6	26
Germans	67	131	Irish	7	14
Finns	28	79	All others	77	118
Lithuanians	31	69			
Syrians	76	56	Total	709	1,773
Slovaks	24	42			

A casual glance at the foregoing statement is sufficient to show that the diseases which endanger the health of the American people through alien immigration are distinctively oriental in origin, and that the transportation lines bringing aliens from eastern Europe and from Asia are the ones to be most carefully scanned. Attention is particularly directed to the number of diseased Japanese, 538 out of a total immigration of 20,041, and to the consequent necessity of a more rigorous examination by medical officers at the Pacific ports, through which principally aliens of this race seek admission to the United States.

With the assistance of the new legislation referred to, and with the advantage of the enforcement of similar laws for the exclusion of diseased aliens by the Dominion of Canada, the Bureau is sanguine that at the expiration of another year it will be able to report a much diminished arrival of such aliens at our ports. It can not leave this subject without expressing its conviction of the importance of making an examination on behalf of this Government at foreign ports of embarkation. Such an examination, made by competent medical

officials, it may be assumed will be much more effective than that instituted by the transportation companies, whose employees, even if competent, are biased by the very natural interest of the companies to book as many passengers as possible.

Another advantage of making such a physical inspection at ports of foreign embarkation is that the denial of a diseased alien at any such port will not involve the separation of members of a family with the distressing incidents of such separation. It must not be overlooked that many poor families have sold out their possessions in their own country and have invested practically all they have in the purchase of transportation. To suggest to such after their arrival in this country that they are at liberty to return with those members who can not, on account of being afflicted with disease, be admitted under the law, and thus avoid the distress of parting, is the refinement of cruelty. Their money has been spent in the cost of preparation for the journey and of transportation. Should they be able to pay the return fare they would be landed in their own countries penniless, burdened with the care of invalids, whose necessary expenses they would be unable to defray.

In my judgment, therefore, it is alike demanded by the requirements of an effective administration of the law excluding diseased aliens and by the principles of enlightened humanity that skilled physicians, representing this Government, should be detailed for service, as above indicated, to the principal foreign ports of embarkation. I can think of no feature of administrative reform, in this respect, which is of greater importance.

MMIGRATION THROUGH CANADA.

The following statement, covering the past seven fiscal years, will serve to show the steady increase in alien immigration to the United States through the ports of Canada:

July 1, 1896, to June 30, 1897	10,646
July 1, 1897, to June 30, 1898	10,737
July 1, 1898, to June 30, 1899	13,853
July 1, 1899, to June 30, 1900	23,200
July 1, 1900, to June 30, 1901	25,220
July 1, 1901, to June 30, 1902	29,199
July 1, 1902, to June 30, 1903	35,920

The foregoing figures, it should be remembered, refer to those only who are manifested on the lists furnished by transportation lines whose North American terminals are at Canadian seaports as destined to the United States. They do not include those aliens who subsequent to landing in the Dominion enter this country as residents of Canada. The number of such is doubtless considerable, but the Bureau has no data at its command to enable it to make even an approximately accurate computation thereof. The inspection of those referred to in the foregoing statement is made at the Canadian port of arrival in the same manner that aliens arriving at seaports of this country are examined.

As the operations of administrative officers in respect to those who seek admission after temporary residence in the Dominion the subjoined report of the United States commissioner of immigration at Montreal gives information that can not fail to impress one with the

magnitude and importance of the duties discharged under his supervision, as well as with the efficiency with which those duties are performed.

233 St. Antoine Street,
Montreal, Canada, June 30, 1903.

Sir: I have the honor to report for the fiscal year ended June 30, 1903, concerning immigration from Europe to the United States through Canada.

Pursuant to the requirements of section 10 of Department Circular 97, dated November 1, 1901, monthly reports have been made to the Bureau on the prescribed forms, you are therefore already fully advised as to the numbers of aliens examined, admitted, or rejected, as the case may be. This report is intended to amplify the information furnished per regular forms.

One year ago I had occasion to report that an "act of Parliament" had been passed at Ottawa, to wit, "bill [illegible], passed by House of Commons May, 1902," designed to prevent "the landing [illegible]nadian ports of any immigrant or other passenger who is suffering from a l[illegible]me dangerous infectious disease or malady, whether such immigrant intend[illegible]settle in Canada *or only intends to pass through Canada to settle in some other country.*

Although this act was passed in May, 1902, it was not made effective till September 8 of the same year. This delay was due to the absence from Ottawa of certain government officials whose approval was essential to its promulgation.

During the interim from the passage to the promulgation of this "act" a large number of aliens destined to the United States, and a greater number destined to Canada, were permitted to land despite the fact that the "act" in question, if enforceable, would have precluded the possibility of their landing.

Indeed, it was not until said "act" was made enforceable and enforced that a single legal deportation could have been effected from Canada, so that its promulgation may be cited as the one paramount important feature of the year.

The Bureau having been amply apprised of the fact that the above-mentioned Canadian legislation is due solely to revelations made by United States immigrant inspectors on the Canadian frontier, it will not be necessary to dwell further on that point than to emphasize the fact that this very important matter furnishes both the Canadian and United States Governments genuine cause for gratification, inasmuch as both are now capable of dealing satisfactorily with a very grave question.

I felt constrained to remark in the annual report for 1902 that we must wait for developments in order to be able to ascertain whether the Canadian exclusion act would afford the satisfaction anticipated, and experience has demonstrated that it was quite a proper observation to make, because it has frequently occurred that a disagreement of diagnoses has been determined on the Canadian medical examiner's certificate, which has led to certain aliens being allowed to land instead of being deported, as would have been the case had the United States medical examiner's certificate been accepted as final.

However, it is a source of pleasure to me to be able to report that while such cases were painfully numerous during the early period of the enforcement of the Canadian exclusion act, there has been a tendency to uniformity of diagnoses, and not only that, but also an appreciable improvement in the conditions existing between the officers of the immigration services, Canadian and United States, respectively.

The superintendent of immigration of the Dominion of Canada, Mr. W. D. Scott, has evinced a desire to give a broad interpretation of the act alluded to. In this connection it may not be out of place to quote verbatim a few sentences from a communication he addressed to this Office on May 28, 1903:

Ottawa, *May 28, 1903.*

* * * But it is very clear to me that if these people are of the class who are likely to be refused by your commisssoners * * * they must be of the class that would be refused by the Canadian medical officers at Atlantic seaports.

It is quite true, however, that our examination, so far as money standard is concerned, is not particularly strict, but aside from that, on all other points I do not know that there is very much difference between the general reasons for deportation taken into consideration by the Canadian and United States officials. * * *

Allow me to assure you again, that this department will do everything to cooperate in preventing an undesirable class of people from the Continent to land in this country.

These sentiments are so plainly indicative of a realization on the part of the Canadian officials of the necessity for enlightened action, that comment on them on my part is unnecessary.



U. S. IMMIGRATION STATION, MONTREAL, CANADA.

Even a tentative cooperation is a vast improvement on the methods prevalent prior to September, 1901 (all of which was reported June 30, 1902), and a continuance of it may be safely relied on to correct still further a condition which had become well-nigh intolerable.

During the ten months which were covered by my report of June 30, 1902, the gateways to the United States via the Canadian frontier, east of Sault Ste. Marie, became thoroughly well known to many interested persons, and it became evident to us that the properly protected gateways were being avoided by certain classes of immigrants, and it was incumbent on us to ascertain what outlet was being sought in lieu of the well-guarded routes.

This investigation revealed a state of things requiring prompt and vigorous action on the part of the Bureau. It devolved upon me to advise the Bureau that whatever leak there was was beyond the western extremity of the jurisdiction of the Montreal office, and to recommend that steps be taken to "check the current which was all too plainly being diverted to frontier points west of Sault. Ste. Marie."

The Bureau on October 4, 1902, took action in the premises, as per following letter:

WASHINGTON, *October 4, 1902.*

ROBERT WATCHORN,
Special Immigrant Inspector in Charge, Montreal, Canada.

SIR: Your jurisdiction as special immigrant inspector in charge is hereby extended so as to cover authority over matters pertaining to the inspection of immigrants on the Canadian border from Eastport, Me., to the Pacific coast.

* * * * * * *

Respectfully, F. P. SARGENT,
Commissioner-General.

Approved: H. A. TAYLOR,
Assistant Secretary.

Pursuant to these instructions, I detailed a corps of well-trained inspectors and interpreters to duty at Winnipeg, Manitoba, and at the same time, through the influence of the Bureau, obtained the acquiescence of the parties of the second part (to wit, certain Canadian transportation companies) to Department circular 97, dated November 1, 1901, to the establishment of a board of special inquiry at Winnipeg.

The Bureau will have some approximate idea of the importance of this change when viewing it in the light of the following figures:

Since the date of the opening of the Winnipeg office (February 14, 1903), no less than 2,157 immigrants have been examined by the board of special inquiry, and certificates of admission have been issued to 1,633, while the surprising number of 524[a] have been rejected for the following causes:

Trachoma	171
Minors dependent on above	128
Likely to become public charge	171
Contract laborers	51
Measles	3
Total	524

The total amount of head tax collected on account of these immigrants is $3,729, not a dollar of which would have been collected had this important change not been made; nor would a single person in the list of objectionables have been denied admission to the United States, but would have crossed the frontier without let or hindrance, as thousands of their equally objectionable kind had been doing for an indefinite period of time.

The work of the board of special inquiry at Winnipeg had scarcely commenced when we discovered that the objectionable aliens whose access to the United States the Montreal office was established to prevent were going still farther westward, and rejections are now not at all uncommon as far west as the borders of Montana, Idaho, and Washington.

The Bureau saw fit, on March 26, 1903, to promote the Montreal office from a special inspectorship to a commissionership and to extend its jurisdiction to the Atlantic

[a] Including Pembina and Portal.

ports, Halifax, Nova Scotia; St. John, New Brunswick, and Quebec, Quebec, as per the following letter:

WASHINGTON, *March 26, 1903.*

ROBERT WATCHORN,
Immigrant Inspector in Charge, Montreal, Canada.

SIR: I inclose herewith your appointment as commissioner of immigration for Montreal, Quebec, Halifax, and St. John. * * *

You will proceed to assume charge of all immigration matters in Canada, as contemplated by this appointment.

Respectfully,
F. H. LARNED,
Acting Commissioner-General.

This change added materially to the efficiency of this Office in view of the fact that it served as a notice to all concerned that the Bureau was earnestly supporting its force in Canada.

The change also improved conditions at the above-named ports, as it enabled the officer in charge, Assistant Commissioner John Thomas, to cooperate with the border force to greater advantage, and thus conserve to a far greater extent the excellent results attained under his efficient administration.

It has been absolutely necessary for me to apply to the Bureau quite frequently for additional medical examiners, inspectors, interpreters, and clerks, since the close of the last fiscal year, and to the prompt and satisfactory manner in which the Bureau has responded to those applications is due the remarkable showing made during the present fiscal year.

On June 30, 1902, the total force numbered 66; now it numbers 116. On careful perusal, the records of admissions and rejections will be found to correspond to the force employed to deal with the situation, and the maintenance of the present grade of efficient officers along the entire frontier will enable the Bureau to deal as satisfactorily with the matter as it deals with it at United States ocean ports of entry.

During the twelve months ended to-day many persons have applied for admission to the United States via Canada whose personal appearance and general conditions should have precluded the possibility of their having been allowed to embark on any vessel designed to carry passengers under conditions of health and comfort.

It is only necessary to relate that in some instances the filthy conditions have been so abominable as to render it impossible for our medical examiners to give them the attention required by our laws and regulations. The Bureau, like myself, will have to leave it to conjecture how fellow-passengers huddled together in the close quarters of an "Atlantic liner" have endured the contaminating presence of such persons.

Admission to the United States has been invariably denied to such applicants and in some instances it has been deemed unwise to return them to Canada, and deportation to Europe has been effected.

I shall not attempt to draw a picture of the situation as it now appears, for the accompanying figures are so fraught with food for reflection that embellishment would be superfluous. However, it may be well to emphasize a few of the more important features represented by these figures.

We have always contended that large numbers of aliens destined to the United States were designedly manifested to Canada, and while there has been some effort made by the steamship lines to correct this evil by refusing passage to the more obviously diseased (some 150 such refusals have been reported by all the "lines"), it is to be regretted that the improvement has not been on broader lines. I have used the words "obviously diseased" advisedly, because the decrease is most noticeable in that class of diseased persons whose ailments can not be hidden.

For instance, during the ten months ended June 30, 1902, so many as 96 cases of favus were rejected at the Montreal office alone. It was at that time that the agitation on this question in Canada was kept up with considerable vigor, in view of which the weeding-out process was undertaken at ports of embarkation.

Favus, as you know, shockingly disfigures its victims, eating out the hair, producing disgusting scalp sores until cured, which is often deferred until the head is totally denuded of hair.

An examination at ports of embarkation almost invariably leads to a detection of this disease, and they who are afflicted with it are most likely to be "set aside." That such has been the case there is little room for doubt, as you will observe, against 96 cases of favus for ten months last year only 44 such cases are reported for the Montreal local office for the entire year, and only 7 of these have been reported since January 1, 1903, a date coincident with the commencement of actual enforcement of the Canadian act aforementioned.

Another dangerous and dreaded disease, which is more difficult of detection, has not been marked by any such decrease; in fact, the very opposite result is shown. Even at the Montreal office, where the classes of immigrants applying for certificates of admission to the United States show such marked improvement over last year, there has been an increase in the number of trachoma cases.

Increases in trachomatous applicants elsewhere than at the Montreal office may be safely ascribed to the extended field of our operations and the increased force of inspectors assigned to duty at border stations. Practically no rejections were reported west of Port Huron last year, whereas the present year's work furnishes a greater number of border rejections west of Port Huron than east of it.

The accompanying tabulated figures will suffice to inform you as to the classes rejected, showing the nationalities furnishing the greatest number of objectionables and the steamship lines carrying them.

Taken as a whole, without special explanatory references, the figures might easily be misunderstood, hence the necessity for calling attention to certain features connected with these tables.

The figures given are for the whole year, but the latter half of the year is quite different from the former half. The former half may be said to have been quite normal, while the latter half represents a totally unprecedented condition in Canadian immigration.

The Provincial and Dominion governments have been exerting themselves most actively to induce immigration of the "fitter kind," and so well have they succeeded that all shipping facilities have been utilized to their utmost capacity to accommodate agricultural settlers, principally for the Northwest, to the almost total exclusion of passengers from the continent of Europe.

The annual arrivals at Canadian ports since 1892 are as follows:

Ocean ports only:	
1892	27,898
1893	29,632
1894	20,829
1895	18,790
1896	16,835
Total immigration:	
1897	21,914
1898	31,900
1899	44,543
1900 (first six months)	23,895
1900–1901	49,149
1901–2	67,379
1902–3 (estimated)	114,000

These figures are furnished by the Dominion superintendent of immigration, and leave no room for doubt as to the trend of immigration to Canada, and it is only proper to state that the large numbers having arrived since January 1, 1903, have been for the most part of an exceptionally fine class.

A preponderance of agriculturists has characterized every shipload for the time above specified, and they have gone to the Northwestern Provinces in search of homes on the rich and inviting prairies of that vast country.

It is natural to suppose that a certain percentage of them will find themselves unsuited to the new conditions, and such of them as do so will probably seek admission to the United States, or return to their native homes. Arrangements have been fully made to gather actual statistics concerning such of them as may subsequently enter the United States, and these figures will be furnished you monthly, as per official requirements.

Not only has the class of immigrants going to the Canadian Northwest, during the past three or four months, been of a highly desirable sort, but the whole immigration to Canada, for Eastern Provinces and for the United States, has shown some improvement during this time. The two nationalities which gave us the greatest concern last year have shown very perceptible decreases, i. e., Hebrews and Syrians.

The former were unquestionably sent to the United States from Europe via Canada to avoid the effects of examination at United States ports, but on learning that the Bureau had taken definite and permanent steps to counteract the deflection from United States ports to Canadian ports the practice was gradually discontinued, and now the border boards of special inquiry have comparatively few cases of the Hebrew race to examine.

A precisely similar condition prevails as to the Syrians, though in the latter case the change has been brought about by the vigorous policy of prosecution which has

been waged against professional Syrian smugglers of aliens into the United States via the Canadian frontier.

The smugglers' business has been made so difficult, dangerous, and expensive that most of them have ceased to advertise in Europe, and in consequence the arrivals of Syrians and Armenians have appreciably decreased; but it is said that they will try to continue their business on the Mexican border.

The most notable increase has been among the Scandinavians, and as this class generally seeks employment in agricultural pursuits and avoids the congested areas of population, it is a happy feature of the work of the year to be able to report so desirable a change.

We anticipate still further improvement, from the fact that the principal steamship company—that is, the company carrying the greatest number of undesirable immigrants to Canada—has been purchased by the Canadian Pacific Railway Company, and as the latter company has shown by its policy that it regards its covenant with the United States (Department circular 97) as an active working instrument, to be observed in letter and spirit, it is presumed that this spirit will be extended to the operation of its newly acquired property, the immigrant-carrying vessels of the Elder, Dempster Steamship Company.

There has not yet been sufficient time in which to note the actual effect of this change, but so far indications quite warrant the foregoing observation.

Adequate detention quarters have not hitherto been provided at any of the Canadian ports, and much difficulty has resulted from this lack. No fewer than 150 rejected aliens, at Halifax, Nova Scotia; St. John, New Brunswick, and Quebec, Quebec, have failed of deportation solely on this account, but arrangements are now perfected for the making of necessary provisions of this character, and further trouble in this connection is not expected.

It ought to be stated that the 150 escapes alluded to were not allowed to enter the United States, and that almost the entire number escaped prior to the promulgation of the Canadian act of Parliament which legalized deportations.

In the annual report for the fiscal year ended June 30, 1902, it was recommended that none but strong, vigorous, young, and hardy men be assigned to this jurisdiction, and it is with peculiar pleasure that I report that that recommendation has been literally accepted and acted upon. It would be a very difficult matter to find in any given line of work a more capable, efficient, devoted class of officers than the men who have made it possible for such a gratifying report as this to be written.

Covering a direct line of more than 4,000 miles of frontier, including three ocean ports, and inspecting more than 100 trains daily and a large number of ferries, "sound steamers," and the growing fleets that ply the Great Lakes, these inspectors, in all kinds of inclement weather, and frequently under most trying circumstances, have boarded every train, met every ferry and every steamer, whether by river, lake, or sound, and have prevented the amazing total of 5,158 diseased and otherwise objectionable aliens from entering the United States, and have done all this without delaying either train or boat for a moment, and, what is still more remarkable, without causing a single complaint on the part of the traveling public.

This manifests a commendable devotion to duty, which the Bureau will, no doubt, fully appreciate when considering the year's work thus completed, from the view point of the difficulties incident to its accomplishment.

The officers are now fully uniformed, as per Department regulation, and the traveling public no longer responds reluctantly to the inspectors' interrogatories; on the contrary, the average traveler is always ready to impart the information required by law, and many have shown a willingness to aid the inspectors in detecting the cunning devices of those who live by evading the law.

To what extent we have been able to cope with attempts at smuggling inadmissible aliens into the United States the Bureau's attention is invited to an analysis of the following table of facts and figures on this point:

Name.	Date of arrest.	By whom arrested.	Where.	Cause.	Outcome of case.
	1902.				
Antoun Boohanna, Brahim Shasha.	May 24	Inspector Grant.	Island Pond, Vt.	Smuggling Hanna and Rosa Ozmaha and Tannous Baraket into United States.	Pleaded guilty Oct. 8, 1902. Fined $75 each.
Sarkis Asadoorian.	June 13	Inspector Forbes.	St. Albans, Vt...	Smuggling 6 Armenians into United States.	Pleaded guilty Feb. 25, 1903. Fined $75.

Name.	Date of arrest.	By whom arrested.	Where.	Cause.	Outcome of case.
	1902.				
Nicholas Malleto	June 18	Inspectors at Windsor, Ontario.	Detroit, Mich...	Smuggling brother, Francisco, into United States, and illegal use of naturalization papers.	Pleaded guilty July 3, 1902. Fined $300.
W. H. Genser	June 26	Inspector Twohey.	St. Albans, Vt...	Smuggling 7 Russian Jews into United States.	Pleaded guilty May 26, 1903. Fined $75.
Frank Geni.....	July 29	Inspector George Bartlett.	Alburg, Vt.....	Smuggling Italian, Pietro Ferracio, into United States.	Pleaded guilty Sept. 13, 1902. Fined $75.
Jos. Black	Aug. 12	Inspector McDermott.	Newport, Vt	Smuggling Russian, Moses Leff, into United States.	Pleaded guilty Oct. 8, 1902. Fined $75 or one month in prison.
Jos. Abodeely ...	Aug. 18	Inspector Cameron Miller.	Detroit, Mich...	Smuggling Syrian girl, Alexandria Joseph, into United States.	Pleaded guilty Mar. 3, 1903. Fined $250.
G. Aziz	Aug. 27	Inspector O'Brien.	Niagara Falls, N. Y.	Smuggling Syrian, Michael Nesser, into United States.	Pleaded guilty Nov. 11, 1902. Fined $50.
A. J. Astafan.....	Sept. 8	Inspector Estell.	Watertown, N. Y.	Smuggling Syrian girl, Zahara Tomma, into United States.	Pleaded guilty Oct. 9, 1902. Sentenced to 60 days in prison.
Caspar Hovinsian.	Sept. 12	Inspectors Forbes and Twohey.	St. Albans, Vt...	Smuggling Bulgarian, Baydusser Hovinsian, into United States.	Pleaded guilty Feb. 25, 1903. Fined $75.
Salvatore Bodasera.	Sept. 19	Inspector Francis.	Niagara Falls, N. Y.	Smuggling Albert Bodasera and Guiseppe Corona into United States.	Pleaded guilty Oct. 16, 1902. Fined $50.
Meisce Ganowsky.	Oct. 14	Inspector Twohey.	St. Albans, Vt...	Smuggling sister, Melka Kurtzer, into United States and having certificate unlawfully altered in his possession.	Pleaded guilty Feb. 25, 1903. Fined $50.
Louis Glagowsky.	Nov. 18	Inspector Lehrhaupt.	Detroit, Mich...	Smuggling Wolf Chanales and Samuel Holtsman into United States.	Pleaded guilty Nov. 21, 1902, and sentenced to 6 months imprisonment.
Gustav Sundstrom.	...do ...	Inspector Zurbrick.	Sault Ste. Marie, Mich.	Smuggling Otto Linguist into United States.	Smuggler bound over to appear before grand jury in July, 1903.
Toufick Koury ..	Nov. 26	Inspectors Twohey and Forbes.	St. Albans, Vt...	Smuggling Toufick El Batel into United States.	Pleaded guilty May 26, 1903. Fined $75.
Solomon Osmeansky.	Dec. 1	Inspector Estell	Ogdensburg, N. Y.	Smuggling Aaron Tertakove into United States.	Fined $600, or sentenced to 1 year in prison.
Alfred Budd.....	Dec. 3	Inspector Parker	Machias, Me....	Smuggling 5 Russian Jews into United States.	Fined $50 and costs; total, $250.
Ripley & McCrimmon.	Oct. 9	Inspector Petit.	Port Huron, Mich.	Bringing women into United States for immoral purposes.	Both sentenced to 1 year in prison.
Sleem Mansour..	Dec. 14	Inspector McDermott.	Newport, Vt....	Smuggling Syrian woman, Hawa Domit Zadin, into United States.	Pleaded guilty Jan. 10, 1903. Fined $75.
Thos. Nehas	Dec. 18	Inspector O'Brien.	Niagara Falls, N. Y.	Smuggling Elias Eceec into United States.	Pleaded guilty Jan. 14, 1903. Fined $40.
Harry Coloviras.	Dec. 28	Inspector Francis.	.....do	Smuggling Peter Vlasopulas into United States.	Pleaded guilty Jan. 7, 1903. Fined $50.

Name.	Date of arrest.	By whom arrested.	Where.	Cause.	Outcome of case.
	1903.				
Saverio Scida....	Feb. 7	Inspectors Burdette and Buchanan.	Black Rock, N.Y	Smuggling Vincenzo Buonointo United States.	Pleaded guilty Mar. 17, 1903. Fined $50.
Amelio Anibaldi	Mar. 23	Inspectors Francis and Perry.	Niagara Falls, N. Y.	Smuggling brother, Sabitini Anibaldi, into United States.	Pleaded guilty May 14, 1903. Fined $50.
Ole Isaacson.....	Apr. 11	Inspector Crane	Neche, N. Dak ..	Smuggling brother, Nils Isaacson, into United States.	United States district attorney refused to prosecute, June 12, 1903.
Alphonse Brunni	Apr. 28	Inspector Zurbrick.	Sault Ste. Marie, Mich.	Smuggling John Brunni into United States.	Case still pending.
Assaf George	May 14	Inspectors at Windsor, Ontario.	Detroit, Mich...	Impersonating another in obtaining naturalization papers and unlawful use of same.	Pleaded guilty June 25, 1903. Sentenced to 2 years in house of correction, Detroit.
Lewis Feighner..	May 17	Inspector Duddleston.	Neche, N. Dak ..	Smuggling Schuldardt, Wagner, and Wilhelm families into United States.	Grand jury indicted June 12, 1903, and twenty-four hours later rescinded its action.
Wm. Karrys	June 1	Inspector Francis.	Niagara Falls, N. Y.	Smuggling 3 Greeks into United States.	Case still pending.
Henry Schiller ..	June 9	Inspector Abel .	Portal, N. Dak ..	Smuggling alien, Margaret Borth, into United States.	United States district attorney refuses to prosecute, June 14, 1903.
Joseph School ...	June 19	Inspector Buchanan.	Black Rock, N. Y.	Smuggling Sabatino Cicci and Antonio Natale Di Egidio into United States.	Case still pending.
Frank Lloyd	June 23	Inspector Parker	Calais, Me	Bringing 2 aliens into United States in violation of alien contract-labor law.	Do.

This showing is a very remarkable one, especially so when viewed in the light of the wide area covered by the prosecutions. Grand juries all along the line, in all the States represented in the accompanying table, have viewed the situation with becoming apprehension, and by their verdicts have given us substantial aid in our endeavors to make effective the mandates of Congress.

United States attorneys have also given us very able support by appropriately presenting all the facts we have furnished them to the grand juries and the courts.

There are exceptions to every rule, however, and I regret to have to announce one in this respect.

On May 14, 1903, one Lewis Feighner deliberately took 20 aliens over the border of North Dakota in wagons. Of these, 19 were afflicted with trachoma, and all of them had been lawfully excluded from the United States. Feighner set the law at defiance and furnished wagon transportation when the railroad companies refused to carry them.

The whole party was taken into custody at Grand Forks, N. Dak., and returned to Winnipeg by officers of the Bureau, and Feighner placed under arrest. The grand jury indicted him (Feighner) on June 12 and the following day rescinded its action, and he is at present free and unpunished.

On the same date a United States attorney refused to prosecute an offender of this class for reasons not yet disclosed.

This offender presented himself at our Winnipeg office and demanded to know why his brother could not go to the United States, and he was told that it was because he was contagiously diseased.

He took said alien into the United States with him, in utter defiance of the officers of the law. The alien was arrested on Treasury Department warrant and in due time was deported to Europe, and the offender was arrested also and held under bail

for action of the grand jury, but when the grand jury met the United States attorney refused to prosecute.

It is difficult to understand why a sworn officer of the law could refuse to prosecute so serious a violation of the law.

In striking contrast with this case is that of an alien who, after being duly inspected at Quebec, forged an additional name to his certificate, by virtue of which he attempted to take a diseased alien with him into the United States, over the Vermont border. The violation was discovered and both were prevented from entering, the diseased alien being deported, and the offender has suffered imprisonment in default of bail (five months) and paid a fine of $50.

Attempts to defeat the law have been made by providing aliens with naturalization papers, but on investigation we discovered sufficient evidence to warrant us in calling the matter to the attention of the Department of Justice, and on June 25, 1903, we succeeded in convicting the principal figure in the scheme, and he is now undergoing a two years' term of imprisonment in the Detroit house of correction.

The public press somewhat severely criticised us during the month of September, 1902, owing to a young Syrian girl having committed suicide while being deported to Europe.

The press did not, however, publish the fact that the same girl had been twice deported to Europe from New York, and that when taken into custody at Detroit she was being smuggled into the United States by a lawless element who not only ignore our laws but who derisively defy the officers of the law.

At the time the unfortunate girl took her own life she was made aware for the first time that the man she had expected to marry had married another girl some few weeks previously, and this was probably the real cause of her rash act. At any rate she was treated with every humane consideration by us, and so far as that is concerned, she had no more cause to complain than any one of the thousands who were similarly deported, none of whom made any complaint of our treatment of them.

Concerning those who smuggled her into the United States, we caused their arrest, and the Federal grand jury on learning all the facts, indicted the principal, who was subsequently convicted and fined $250, which is an appropriate answer to the sensational stories circulated by a misinformed or a malicious class.

The immigrant inspectors on the frontier are fully conscious of the fact that the average immigrant who is detained for cause is far more a fit object for pity than one deserving censure, and while called upon to perform the unpleasant duty of denying them the coveted admission to the United States, that duty is invariably performed with a maximum of humane consideration.

It is due the two principal railroads, who are signatories to the agreement under which we are operating, to state that their interpretation of the agreement, clause by clause and line by line, has been in exact accord with the views held by the Bureau.

Free and full access to all their trains has been accorded your inspectors, free transportation being furnished them that the inspections may be completed before the trains reach the border.

They have removed from their trains at the border all objectionable aliens, and have detained them at their own expense until the Government's disposition of them has been made.

Their instructions to all ticket agents and train hands have been in keeping with our requests, and one result of these instructions has been the refusal to sell tickets to more than 7,000 aliens until they first produce evidence to prove their admissibility to the United States, and in every case they have directed said aliens to the nearest United States immigration office.

So far as these railway lines are concerned, up to this time there is nothing left to be desired as to the observation of the terms of the agreement into which they have entered with the United States Government in regard to immigration.

A reference to the number of exclusions on account of violation of the alien contract labor laws will be of undoubted interest.

Employers have unquestionably made use of Canada as a source through which to draw employees in many branches of industry. The testimony of the rejected aliens under this head leaves no room for doubt on this point, and while we have been unable to deport any of them direct to Europe from a Canadian port, admission to the United States has been denied them, and they have been compelled to remain in Canada.

Some of them have subsequently tried to effect surreptitious entry to the United States, but owing to the system of inspection in vogue all along the line they have failed, and for their temerity have been deported to Europe via New York, and the pursuance of this policy has had a very salutary effect on others, who are quite as anxious to evade the law, but who are of a less defiant demeanor.

During the periods of great industrial strife, to wit, the anthracite coal strike and the cotton workers, lockout at Lowell, Mass., it required constant and unflagging attention to duty on the part of the entire force to prevent violations of the alien contract labor laws, and the Bureau will doubtless agree with me that the absence of serious complaint on the part of the United States workmen involved amply attests that the law was remarkably well enforced under the circumstances.

It is the common opinion of all the inspectors at important border gateways that the majority of aliens seeking admission to the United States in violation of the alien contract labor law are thoroughly advised before leaving Europe that the Canadian frontier affords the easiest access to the United States; indeed, their testimony compels this conclusion.

Special cases might be mentioned in wearying detail, but I purpose mentioning one case only, and will ask you to accept it as a criterion and to judge whether it justifies the conclusion aforementioned.

On June 6, 1903, 54 aliens applied for admission to the United States at Winnipeg, Manitoba, their destination being Caro, Mich.

The testimony of this party conclusively proved that they were engaged in Europe, that all their expenses were paid by their prospective employers, and that they were advised to reach their destination via Winnipeg, Manitoba. This route involved a journey of 2,000 miles farther than was necessary and a corresponding unnecessary expense.

There can be but one reason for this, and that is that the Canadian frontier as far west as Sault Ste. Marie was known to be well guarded, while the frontier west of that point was supposed to be "wide open," and it goes without saying that for the same reason the United States ocean ports of entry were also avoided.

In conclusion, I present parallel columns which may serve to indicate clearly the improvement made during the present fiscal year.

Special stress must be laid on the recommendation that none but young, active, strong, and robust men should be assigned to duty on the frontier, and they should be selected with a view to putting none but men of good judgment in these places of unusual importance and responsibility.

A maintenance of the present system of border inspection must inevitably reflect the wisdom thereof in the returns of the almshouses, hospitals, asylums, and other places of refuge which aliens have previously been wont to seek, for of the 5,158 denied admission at border stations it is not improbable that a very large number of them would already be a charge on the taxpayers of whatever community in which they might have settled had they been admitted, and the 1,439 suffering from dangerous, loathsome, contagious diseases would certainly have been a hidden menace to public health, and an element of deterioration to the general hygienic standard of the States in which they would have settled.

Everyone of the diseased aliens reported herein was examined under most careful circumstances by a corps of medical examiners of high repute for proficiency, whose official certificates in writing are on file here in each and every case, a fact which will when duly considered serve to demonstrate what a very serious omission it was to leave the frontier subject to the methods in vogue until recently in matters of immigration.

This report will undoubtedly show that immigration from foreign contiguous territory is susceptible of adequate control, and the Government can select its future citizens with as much care through this channel as through its ocean ports of arrival and successfully exclude all who would tend to pollute rather than to promote the general body politic.

Respectfully, ROBERT WATCHORN, *Commissioner.*

Hon. F. P. SARGENT,
Commissioner-General of Immigration, Washington, D. C.

Examined and refused admission.

1902 (10 months). CAUSE.		1903. CAUSE.	
No certificates	235	No certificates	1,062
Contract laborers	419	Contract laborers	431
Paupers, or persons likely to become public charges	812	Paupers, or persons likely to become public charges	1,575
Insane	10	Insane	17
Idiots	8	Idiots	4
Dangerous contagious diseases	496	Dangerous contagious diseases	1,439
Immoral purposes	3	Immoral purposes	14
Arrested and deported to Europe after having effected unlawful entrance to the United States—via Canada, 11; via New York, 55	66	Arrested and deported to Europe after having effected unlawful entrance to the United States—via Canada, 19; via New York, 166	185
Assisted immigrants	15	Assisted immigrants	0
Examined and rejected west of Port Huron, Mich., for all causes	140	Examined and rejected west of Port Huron, Mich., for all causes	1,247
Number of smugglers arrested and convicted	4	Number of smugglers arrested and convicted	25
In prison pending trial	2	In prison pending trial	1
On bail pending trial	3	On bail pending trial	3
Failed of conviction	0	Failed of conviction	3
	5		7
Total rejections for all causes	2,028	Total border rejections for all causes	4,542
Refused passage at European ports for Canada	0	Refused passage at European ports for Canada	150
Deported to Europe from Canadian ports by United States immigration authorities	101	Deported to Europe from Canadian ports by United States immigration authorities	336
Deported to Europe by Canadian immigration authorities	0	Deported to Europe by Canadian immigration authorities	130
Grand total of rejections and deportations	2,129	Grand total of rejections and deportations	5,158

	Ports of entry.			Total at Canadian ocean ports.
	Halifax, Nova Scotia.	St. John, New Brunswick.	Quebec, Quebec.	
Beaver Line:				
Examined	89	6,230	9,573	15,892
Admitted	89	6,136	9,443	15,668
Deported to Europe	.....	94	130	224
Deported to Europe from border	.....	.....	.....	83
Allan Line:				
Examined	3,399	90	4,955	8,444
Admitted	3,368	88	4,906	8,362
Deported to Europe	31	2	49	82
Deported to Europe from border	.....	.....	.....	22
Hamburg-American Line:				
Examined	1,775	8	5	1,788
Admitted	1,746	8	5	1,759
Deported to Europe	29	.....	.....	29
Deported to Europe from border	.....	.....	.....	59
Dominion Line:				
Examined	170	.....	620	790
Admitted	170	.....	619	789
Deported to Europe	.....	.....	1	1
Miscellaneous:				
Examined	3	20	5	28
Admitted	3	20	5	28
Deported to Europe from border	.....	.....	.....	4

Rejections at Various Ports.

VANCEBORO, ME.

	Causes.								
	Contract labor.	Insanity.	No certificate.	Prostitutes.	Public charge.	Favus.	Trachoma.	All other diseases.	Total.
Austrian			46						46
Bohemian			2						2
Canadian	35		1	2	160		1		199
English			16		1				17
Finnish			1						1
French	3				5				8
German			19		1				20
Greek			2						2
Hungarian	1		12						13
Irish			5						5
Italian			51		14				65
Newfoundlander			1		5				6
Polish			6						6
Russian			11		1				12
Russian Hebrew			3		1				4
Scandinavian			11		3				14
Scotch			10		15				25
Syrian			12		7				19
Turkish			5						5
West Indian			9		1				10
Total	39		223	2	214		1		479
Persons dependent on those rejected above									14
Grand total									493

WINNIPEG, MANITOBA.

Austrian	6				12		13		31
Austrian-German	32								32
Canadian	1						1		2
English	2				19				21
Finnish							1		1
Galician					2		1		3
German							3		3
Greek					1				1
Hungarian					8				8
Austro-Hungarian					3		2	1	6
Icelander							1		1
Irish					6		1		7
Italian							1		1
Polish					2				2
Roumanian							1		1
Roumanian Hebrew					1		2		3
Russian					21		30		51
Russian-German	2				23		111	1	137
Russian Hebrew					1				1
Scandinavian					12		6		18
Scotch	2				2				4
Syrian		1					1		2
Total	45	1			113		175	2	336
Persons dependent on those rejected above									124
Grand total									460

WINDSOR, ONTARIO.

African (black)	1								1
Armenian					1				1
Belgian	2				1				3
Canadian	13	1			10			1	25
Croatian		1							1
English	19	1			3				23
French	7	1			3				11
German					1				1
Hebrew					2				2
Irish	1				3				4
Italian	28				4	1	2	1	36

REJECTIONS AT VARIOUS PORTS—Continued.

WINDSOR, ONTARIO—Continued.

	Causes.								
	Contract labor.	Insanity.	No certificate.	Prostitutes.	Public charge.	Favus.	Trachoma.	All other diseases.	Total.
Polish			2				1		3
Russian					1	1	2		4
Russian Hebrew					1				1
Scandinavian	1								1
Scotch					1				1
Syrian					3		6		9
Total	72	4	2		34	2	11	2	127
Persons dependent on those rejected above									5
Grand total									132

SAULT STE. MARIE, ONTARIO.

Austrian	5				3				8
Austrian Croatian					4		13		17
Austrian Pole					1	1	24		26
Belgian							5		5
Canadian	19	1			2		4		26
English	3	1			1				5
Finnish		3			37		152	2	194
French							1		1
German Hebrew							1		1
Greek							12		12
Italian	31				58	5	325	1	420
Persian							1		1
Russian Hebrew							2		2
Scandinavian		1		2	18		25	1	47
Scotch					1				1
Syrian							2		2
Total	58	6		2	125	6	567	4	768
Persons dependent on those rejected above									19
Grand total									787

MONTREAL, CANADA.

Armenian	1				8	1	12	1	23
Austrian					24	10	10	3	47
Bulgarian					1				1
Canadian	9				3				12
English	1				1				2
Finnish	1				3		3		7
Flemish					1				1
French					1				1
German	1		1		5		1		8
Greek	1				25		30		56
Hebrew					7	1	5		13
Hungarian	2						4		6
Irish					1				1
Italian	15		21		193	9	70	2	310
Persian					3		2		5
Polish							1		1
Prussian					5				5
Roumanian	1				26	1	8	1	37
Russian	2				63	20	42		127
Scandinavian							2		2
Servian					1				1
Syrian					69	2	133	1	205
Turkish					1		5		6
Total	34		22		441	44	328	8	877
Persons dependent on those rejected above									41
Grand total									918

REJECTIONS AT VARIOUS PORTS—Continued.

NIAGARA FALLS, N. Y.

	Causes.								
	Contract labor.	Insanity.	No certificate.	Prostitutes.	Public charge.	Favus.	Trachoma.	All other diseases.	Total.
Arabian					1				1
Armenian							1		1
Austrian					6	1	4		11
Bulgarian					1		1		2
Canadian	5				6				11
English	1				1				2
Finnish	4		1		1	1	1		8
French					1				1
German					2				2
Greek	3				2		4		9
Hungarian			2		7		5		14
Irish		1			4				5
Italian	2		5		39	3	38	1	88
Polish					1				1
Roumanian					3				3
Russian			1		3		6		10
Scotch	1								1
Syrian							5		5
Total	16	1	9		78	5	65	1	175
Persons dependent on those rejected above									4
Grand total									179

PORT HURON, MICH.

Armenian	2					1	1		4
Austrian					1		1		2
Austrian German					2				2
Belgian		1					1		2
Canadian	16			3	5				24
English	1								1
Greek	2						2		4
Italian						1	7		8
Scandinavian							1		1
Syrian	1				2		8		11
Total	22	1		3	10	2	21		59
Canadians bringing women for prostitution									2
Grand total									61

BLACK ROCK, ONTARIO.

Armenian							5		5
Austrian					3		3		6
Austrian German					21				21
Canadian	2			2	10		1		15
English					1				1
Finnish					1		3		4
German					2				2
Italian	25				15	2	15	1	58
Roumanian					2				2
Russian					1		3		4
Syrian					2		4		6
Total	27			2	58	2	34	1	124

MEDICAL INSPECTION OF ALIEN IMMIGRANTS AT THE PORTS OF QUEBEC, PROVINCE OF QUEBEC, AND ST. JOHN, NEW BRUNSWICK, CANADA, WITH THE ULTIMATE DISPOSITION OF EACH CASE, DURING THE FISCAL YEAR ENDING JUNE 30, 1903.

Disease.	Remaining on hand at close of fiscal year 1902.	Certified during fiscal year 1903.	Total to be accounted for.	Released by board of special inquiry.	Recovered.	Escaped.	Settled in Canada.	Released by Canadian authorities.	Deported.	Died.	Remaining on hand at close of fiscal year 1903.
Accompanying		1	1						1		
Adenoids		1	1	1							
Amputation, arm		1	1	1							
Anæmia		2	2		2						
Appendicitis		1	1							1	
Astigmatism, marked		1	1	1							
Blind[a]		2	2	1							
Blindness, partial[a]		3	3	2							
Bronchitis:											
Acute		1	1		1						
Chronic		1	1	1							
Broncho-pneumonia		2	2		1						1
Cataract, double		1	1	1							
Cellulitis		1	1		1						
Cleft palate		1	1	1							
Conjunctivitis:											
Follicular	2	5	7		7						
Granular	33	46	79	1	51	14			12		1
Purulent	2	1	3		2				1		
Corneal opacity, complete, one eye		1	1	1							
Deaf and dumb		1	1						1		
Deafness, marked		1	1	1							
Debility		1	1	1							
Emphysema		1	1						1		
Equino-valgus		1	1			1					
Erysipelas, facial		2	2		2						
Favus	1	19	20			5		1	14		
Fever		1	1	1							
Frostbite		1	1		1						
Heart disease:											
Functional		2	2		1				1		
Valvular	1	4	5	1		2			2		
Hemiplegia		1	1	1							
Partial		1	1	1							
Hermaphroditism, pseudo		1	1	1							
Hernia, inguinal:											
Double		3	3	2		1					
Left	1	5	6	2		3			1		
Right	1	9	10	6		3			1		
Hip-joint disease		3	3	3							
Hydrocele, of the cord		1	1						1		
Hydrocephalus		1	1	1							
Infancy		2	2	1			1				
Keratitis[b]		1	1								
Kneejoint:											
Ankylosis of		1	1	1							
Congenital deformity of		1	1	1							
Resection of		1	1	1							
Luxation, chronic:											
Of ankle		2	2	2							
Of hip		6	6	6							
Of knee		1	1	1							
Mastoiditis		1	1	1							
Marasmus		2	2	1						1	
Measles		9	9		8					1	
Meningocele		1	1	1							
Mental aberration		1	1		1						
Observation		19	19		7	4					8
Rachitis		2	2	2							
Rheumatism, chronic		1	1	1							
Paralysis:											
Right arm[c]	1	1	2	1					1		
Motor, partial		1	1	1							
Spastic		1	1	1							
Parotitis		1	1							1	
Parturition, results of		1	1		1						
Peritonitis:											
Tubercular		1	1						1		
Puerperal		1	1							1	
Pneumonia, lobar		2	2		1						1

[a] One certificate sent to Montreal. Ultimate action not known. [b] Released, not improved.
[c] 1 was a second-cabin passenger.

MEDICAL INSPECTION OF ALIEN IMMIGRANTS AT THE PORTS OF QUEBEC, PROVINCE OF QUÉBEC, AND ST. JOHN, NEW BRUNSWICK, CANADA, ETC.—Continued.

Disease.	Remaining on hand at close of fiscal year 1902.	Certified during fiscal year 1903.	Total to be accounted for.	Released by board of special inquiry.	Recovered.	Escaped.	Settled in Canada.	Released by Canadian authorities.	Deported.	Died.	Remaining on hand at close of fiscal year 1903.
Poor physique	.....	10	10	1	.....	1	.....	1	7	.....	.....
Pregnancy[a]	2	16	18	12	2	.....	1	.....	2	.....	.....
Psoriasis	.....	1	1	.....	1	.....	.....	.....	.....	.....	.....
Pterygium	.....	1	1	1	.....	.....	.....	.....	.....	.....	.....
Puerperal septicæmia	1	.....	1	.....	1	.....	.....	.....	.....	.....	.....
Scoliosis	.....	14	14	13	.....	.....	.....	.....	1	.....	.....
Senility and debility[b]	.....	59	59	54	.....	.....	.....	.....	1	.....	2
Septicæmia	.....	1	1	.....	.....	.....	.....	.....	.....	1	.....
Spine, Potts disease of	.....	2	2	2	.....	.....	.....	.....	.....	.....	.....
Sprain of ankle	.....	1	1	1	.....	.....	.....	.....	.....	.....	.....
Suppurating glands, neck	1	.....	1	.....	1	.....	.....	.....	.....	.....	.....
Syphilis	1	1	2	.....	.....	1	.....	.....	1	.....	.....
Tachycardia	.....	1	1	.....	.....	.....	.....	.....	1	.....	.....
Talipes varus	.....	1	1	1	.....	.....	.....	.....	.....	.....	.....
Tenia sycosis	1	1	2	.....	1	1	.....	.....	.....	.....	.....
Trachoma[a]	15	264	279	4	29	42	13	5	166	.....	19
Tubercle:											
Of knee joint	.....	2	2	1	.....	.....	.....	.....	1	.....	.....
Of lung	.....	2	2	.....	.....	.....	.....	.....	2	.....	.....
Varicocele, marked	.....	1	1	.....	.....	.....	.....	.....	.....	.....	1
Varicose veins	.....	1	1	.....	.....	.....	.....	.....	1	.....	.....
Weak mind	1	2	3	1	.....	.....	.....	.....	2	.....	.....
Total	64	572	636	145	122	78	15	7	223	6	33

[a] 1 certificate sent to Montreal. Ultimate result not known.
[b] 2 certificates sent to Montreal. Ultimate action not known.

W. C. BILLINGS,
Assistant Surgeon, P. H. and M. H. S.

SUPPLEMENTAL REPORT OF THE MEDICAL INSPECTION OF ALIEN IMMIGRANTS AT QUEBEC, PROVINCE OF QUEBEC, CANADA, DURING THE FISCAL YEAR 1903.

[Contains a list of the diseases and the number of each of which a record consisting of the name, age, nativity, date of arrival, name of vessel, and disease is on file, but which were not considered of sufficient severity to necessitate a medical certificate and a reference to the board of special inquiry.]

Disease.	Number of cases recorded.	Disease.	Number of cases recorded.
Adherent iris	1	Hernia, incomplete	1
Amputation:		Jaundice, acute catarrhal	1
Of left thumb	2	Keratitis	3
Of right thumb	2	Loose cartilage in knee joint	1
Blepharitis marginalis	10	Lymphadinitis	3
Blind:		Marasmus	1
Left eye	27	Nystagmus	2
Right eye	53	Ozoena	1
Blindness, partial	1	Physical examination	10
Burns, old	1	Pregnancy	55
Carbuncle	1	Psoriasis	1
Caries, old, of jaw	1	Pterygium	4
Cataract, one eye	10	Rheumatism, chronic	1
Cellulitis	3	Spur on nasal septum	2
Chlorosis	2	Sty	1
Conjunctivitis, follicular	28	Subluxation, hip joint	1
Corneal opacity	41	Torticollis	2
Cured favus	45	Tumor, benign	5
Deafness, moderate	2	Ulcer:	
Debility	1	Cornea	6
Deflection of nasal septum	1	Soft palate	1
Destruction of nasal cartilage	1	Varicocele	2
Dislocation crystalline lens	3	Wound:	
Eczema	7	Incised	1
Entropion	2	Lacerated	1
Furunculosis	1	Septic	1
Fracture, old	1		
Goitre	1	Total	356
Heart disease	1		

W. C. BILLINGS,
Assistant Surgeon, P. H. and M. H. S.

SUPPLEMENTARY REPORT OF THE MEDICAL INSPECTION OF ALIEN IMMIGRANTS AT MONTREAL, CANADA, FOR THE YEAR ENDING JUNE 30, 1903.

[Contains a list of the diseases and conditions which were not considered of sufficient severity to report to the board of special inquiry.]

Disease.	Number of cases.	Disease.	Number of cases.
Adentis:		Eczema (vesicular)	1
Cervical	2	Epididymitis	1
Inguinal	1	Ears, ulcerated, result of frostbite	1
Aphonia	1	Femur (old fracture)	2
Atrophy, right arm	1	Goitre	1
Blepharitis marginalis	4	Iritis	4
Blind in one eye	28	Inflamed connective tissue of foot	1
Bronchitis	3	Lipoma	3
Conjunctivitis:		Pterygium	16
Catarrhal	66	Laryngitis	1
Chronic	4	Pregnancy	7
Follicular	16	Psoriasis	1
Cleft palate	1	Seborrhœa	2
Corneal ulcers	7	Sebaceous cyst	2
Contusion of hands	1	Talipes equinus	2
Cataract	6	Tremor, hereditary	1
Dislocation of lens	2		
Eczema of scalp (pustular)	9	Total	198

JAMES BARCLAY, M. D.,
Medical Examiner, U. S. Inspection Service.

As specially indicative of the value of the system of inspection conducted through the agency of the Montreal office, attention is directed to the number of rejections on account of communicable diseases, 1,439, as compared with the grand total of rejections on the same account at all the seaports of the United States, 1,773.

DISTRIBUTION AND NATURALIZATION.

It is impossible for any but the most reckless or foolishly optimistic to consider the figures presented in this report without realizing their serious bearing upon our well-being. It is not alone that virtually 1,000,000 aliens have been added to our population within the brief space of one year, although that fact is one of large dimensions. The constituent elements of this great army of invasion are to be considered, their individual character and capacity for useful work, their respect for law and order, their ability to stand the strain—morally, physically, mentally—of the life of their new surroundings; in other words, the power to assimilate with the people of this country and thus become a source of strength for the support of American institutions and civilization instead of a danger in periods of strain and trial. To doubt that they possess such ability is to discredit unvarying human experience. Human beings vary not so much because of any inherent difference of nature as because of difference in the molding influences of which at every stage of development they are the product. All instruction of mind and training of body constitute a practical recognition of this fact. The problem presented, therefore, to enlightened intelligence for solution is how may the possibility—nay, probability—of danger from an enormous and miscellaneous influx of aliens be converted, by a wise prevision and provision, into a power for stability and security? If such a solution can be obtained, it seems the part of foolhardiness to make no effort to that end, to trust fatuously to the circumstance that though numerically immigration was years ago nearly as large in proportion to our population as it now is

no very serious ill resulted from the failure to take any especial care in reference to it other than an inspection at the time of arrival.

In my judgment the smallest part of the duty to be discharged in successfully handling alien immigrants with a view to the protection of the people and institutions of this country is that part now provided for by law. Its importance, though undeniable, is relatively of secondary moment. It can not, for example, compare in practical value with, nor can it take the place of, measures to insure the distribution of the many thousands who come in ignorance of the industrial needs and opportunities of this country, and, by a more potent law than that of supply and demand, which speaks to them here in an unknown tongue, colonizes alien communities in our great cities. Such colonies are a menace to the physical, social, moral, and political security of the country. They are hotbeds for the propagation and growth of those false ideas of political and personal freedom whose germs have been vitalized by ages of oppression under unequal and partial laws, which find their first concrete expression in resistance to constituted authority, even occasionally in the assassination of the lawful agents of that authority. They are the breeding grounds also of moral depravity; the centers of propagation of physical disease. Above all, they are the congested places in the industrial body which check the free circulation of labor to those parts where it is most needed and where it can be most benefited. Do away with them and the greatest peril of immigration will be removed.

Removed from the sweat shops and slums of the great cities and given the opportunity to acquire a home, every alien, however radical his theories of government and individual right may have been, will become a conservative—a supporter in theory and practice of those institutions under whose benign protection he has acquired and can defend his household goods. Suitable legislation is therefore strongly urged to establish agencies by means of which, either with or without the cooperation of the States, aliens shall be made acquainted with the resources of the country at large, the industrial needs of the various sections, in both skilled and unskilled labor, the cost of living, the wages paid, the price and capabilities of the lands, the character of the climates, the duration of the seasons—in short, all of that information furnished by some of the great railway lines through whose efforts the territory tributary thereto has been transformed from a wilderness within a few years to the abiding place of a happy and prosperous population.

Another means of obviating danger from our growing immigration is the enactment of legislation to prevent the degrading of the electorate through the unlawful naturalization of aliens. Undoubtedly such naturalization is now often granted upon very insufficient evidence of the statutory period of residence, a looseness in the practice of the courts which is fostered by the heat and zeal of partisanship in political contests. It rests with Congress to prevent such abuses and the consequent distrust in the popular mind of the purity of elections by establishing additional requirements to be complied with by aliens seeking the privilege of citizenship.

Within the past year the Bureau has established at the various ports of entry a card index system, by reference to which the date of the arrival and personal identity can be readily verified. To require every alien applicant for naturalization to produce a certified copy of such

ALIENS ENTERING ELLIS ISLAND STATION.

record, attested by the signature and seal of the custodian thereof, would substitute for the oral testimony of professional witnesses written evidence of an entirely reliable character.

NEW LEGISLATION.

In addition to the new legislation recommended under the next preceding title, I have to suggest that Congress be urged to strike out from section 1 of the act approved March 3, 1903, the words which exempt transportation companies from the payment of the head tax for aliens brought by them, respectively, who profess to be merely transits to foreign territory. It is believed that that provision was retained in the act through a clerical error, and its elimination is recommended because of the embarrassments, both to the transportation lines and to the Bureau, in its enforcement. The amount saved to the passenger carriers is too trivial to justify the labor and delay involved in ascertaining who are actually transits, and under the law not properly subject to the head tax, and who are merely professing to be such.

The new law referred to above has not been in operation long enough to enable the Bureau to point out specific defects, other than that one just cited; but it was so carefully drawn and so aptly embodies the results of the Bureau's experience in the ten years of the latter's existence, that the best results are anticipated.

Irrespective of the effect in diminishing the number of alien arrivals, now approximating 1,000,000 annually, I am impressed with the importance of still further measures to improve the quality of those admitted. Such measures would be merely additional steps in the same direction already taken in dealing with the question of immigration to this country. They would involve no new departure from a policy which has been pursued for years, and which therefore may now be assumed to be a fixed principle of the United States in dealing with this subject. From this point of view it seems not unjust to require of aliens seeking admission to this country at least so much mental training as is evidenced by the ability to read and write. This requirement, whatever arguments or illustrations may be used to establish the contrary position, will furnish alien residents of a character less likely to become burdens on public or private charity. Otherwise it must follow that rudimentary education is a handicap in the struggle for existence, a proposition that few would attempt to maintain. It would also, in a measure, relieve the American people of the burden now sustained by them of educating in the free schools the ignorant of other countries.

There should also be some requirement as to the moral character of such persons. The present law excludes convicts. This only partially accomplishes the purpose of establishing a moral standard for admission to this country. Without attempting in the restricted limits of this report to indicate the method of devising such legislation, it is sufficient to point to the criminal record in this country of many aliens as a justification for this recommendation. Before the close of the next fiscal year the Bureau will be in possession of interesting and suggestive data in relation to this subject.

For the purpose of distributing arriving aliens in accordance with the plan already outlined, it is recommended that suitable legislation

be enacted for the establishment, in connection with the various immigration stations, more particularly the Ellis Island station, of commodious quarters, properly officered, where information may be given to the new arrivals. In such quarters should be displayed maps of the different States, with descriptive matter as to the resources and products of each State, the prices of land, the routes of travel thereto and cost of transportation, the opportunities for employment in the various skilled and unskilled occupations, the rates of wages paid, the cost of living, and all other information that would enlighten such persons as to the inducements to settlement therein offered respectively by the various sections of the United States. I believe that such a plan is entirely practicable and that its adoption offers at once the easiest and most efficient solution of the serious problems presented by the enormous additions of alien population to our great cities and the resultant evils both to the people of this country and to the immigrants.

For the purpose of forming an approximately accurate estimate of the actual annual increase of the population of the United States by the immigration of aliens, it is recommended that measures be taken to obtain information of the number of aliens departing annually. These figures will be valuable to students of the subject as presenting both sides of the case, and will correct the extravagant estimates that may be made from reports of arrivals only as to the actual size of our alien population.

IMMIGRATION STATIONS.

During the year I have made repeated visits to the various immigrant stations with a view to ascertaining, from personal observation, the needs at each station for an efficient administration of the law and a humane provision for the comfort of aliens detained there, pending a decision as to their admissibility. The personnel of the service I have found generally to be satisfactory, the officers in some instances being men of high character and intelligence, fully qualified both by experience and natural endowments for the discharge of their respective duties. It would be an act of injustice to omit appreciative reference to the industry, patience, and fidelity of the officers who have been assigned to service under me, as well as to their loyalty to the service and their prompt and cheerful obedience. With such agents to aid in administering the law I am sanguine of achieving the best practical results.

As regards the difficulties to be surmounted, it was found that the inspection along the land boundaries is far more of a problem than at the seaports, As was recited in the last report, and as is confirmed by the report of the commissioner of immigration at Montreal, the Bureau has succeeded, by virtue of an agreement with the transportation lines of that country, in establishing a highly satisfactory inspection along the northern boundary from Canada. Aliens of the inadmissible classes now find it quite as difficult to gain access to this country through Canada, which was formerly an open door to them, as at a seaport of the United States. As one of the results it may be reasonably anticipated that the next means to be resorted to by such aliens will be the Mexican boundary—a point of weakness in our defense from undesirable immigration that has already been discovered and utilized by the most resourceful of alien peoples—the Chinese. To

strengthen this line will be one of the immediate necessities, involving the assignment of active, young, and intelligent officers, under a capable and experienced general control, to guard the long stretch from the Pacific coast to the Gulf of Mexico.

At the port of Honolulu, where the accommodations for the detention of aliens pending inspection were wholly inadequate, suitably located ground has been selected and plans obtained for the erection of a commodious building with hospital quarters, officers' rooms, board room, etc. During the ensuing year it is believed that this building will be completed and paid for with the special appropriation therefor, and that it will thereafter be possible to enforce the laws as satisfactorily and care for the detained aliens as humanely there as at any continental seaport of this country.

At San Francisco there is no immigrant building. Chinese aliens have been temporarily landed from vessels, by permission, and placed in detention quarters furnished by the transportation lines. These quarters were so disgraceful—cramped in dimensions, lacking in every facility for cleanliness and decency—that it was necessary to insist upon an immediate remodeling thereof. As a temporary expedient, the result of my protest to the steamship lines has been the reconstruction of a better, cleanlier, and more commodious building, but it does not obviate the pressing demand for a structure to accommodate all alien arrivals. This is the principal port of arrival for Japanese and Chinese aliens, and provision of the nature indicated should be made at the earliest practicable moment.

It is therefore recommended urgently that the sum of $200,000 be appropriated for the erection of an immigrant station at said port, and that to prevent the difficulties which arise from attempts to communicate with the detained aliens the said building be located on land belonging to the Government in the harbor. This isolation from the mainland is deemed of special importance in view of the fact, appearing elsewhere in this report, that the communicable diseases, which it is one of the express purposes of the law to exclude, are peculiarly prevalent among aliens from oriental countries.

The recently established examination of Chinese aliens by physicians has shown the importance, from a sanitary point of view, of taking every possible precaution to prevent the introduction of disease through this class of immigration.

Pending provision for a suitable public building at Boston to be used as an immigrant station, the Bureau, and the transportation lines having terminals at said port, have effected improvements in the landing facilities there by which more commodious and wholesome quarters are provided for aliens pending examination, and separate apartments are supplied for the use of the boards of special inquiry and the inspection officers. This arrangement, however, is merely temporary and provisional, each transportation company having supplied individually such accommodation upon their respective properties, thus occasioning much delay in administering the laws by the necessity for continual shifting of officers from one point to another.

All of the reasons urged in the last annual report for appropriation to construct an immigrant station have acquired additional force during the past year of heavy immigration. Not alone humanitarian considerations, but the requirements of an efficient administration, involving the least amount of expense and movement from one place

to another of the immigration officers, compatible with proper discharge of their duties, dictate the necessity as well as the wisdom of providing for the erection and maintenance there of a suitable building.

As will be shown by reference to Table I, irrespective of the influx of residents of Canada, the immigration at the port of Boston, which for the year 1902 was 39,465, this year reached a total of 62,838.

During the year it was found necessary to attach to the jurisdiction of the commissioner of immigration of Boston the port of New Bedford, Mass. This action was taken in consequence of cumulative evidence that the laws were being evaded at the last-mentioned port, and that to check the boldness of smugglers it would be necessary to increase the official force there, and place the control of it and of the port under an intelligent and experienced officer. The Bureau feels confident that the result of this change will justify its anticipations.

In this connection a report is given of the handling of 418 aliens who were stranded by the wreck of the Portuguese vessel *Vera Cruz VII*, at Ocracoke Inlet, North Carolina. The detail was assigned to Inspector Bertram N. Stump, of Baltimore, who, under exceptional difficulties, made, at Newbern, N. C., the inspection required by law, subsequently delivering the aliens at their destination (New Bedford, Mass.) to Commissioner Billings.

PORT OF NEW BEDFORD, MASS., *May 20, 1903.*

SIR: In the matter of the stranded passengers and crew of the barkentine *Vera Cruz VII*, which sailed from Brava, Cape de Verde Islands, April 1, 1903, stranded at Ocracoke, North Carolina, May 8, landed at Newbern, N. C., May 12, 1903, I have the honor to reply as follows:

Upon arrival at Newbern, N. C., on the evening of May 13, at 6 p. m., I took charge of the passengers and crew, in all, 418 souls. Asst. Surg. M. W. Glover, who had been detailed for this service, will make his report through me, which, when it arrives, I request to be made part of this record.

At the surgeon's request I at once authorized the leasing of a vacant house as a temporary hospital, and Acting Assistant Surgeon Primrose, stationed at Newbern, N. C., was authorized to purchase cots, blankets, and a supply of necessary medicines. Ten of the sick were transferred from the old shed in which they were all quartered by 10 p. m. of that date.

On May 14 registration of the passengers and crew was begun, and they were ticketed for the purpose of identification, so that later they could be classified into groups and fully manifested. This work continued daily from 8 a. m. until 6 p. m. to the afternoon of Saturday, the 16th instant, when the registration was completed.

Many cases of dysentery occurred during the time, and the sick were admitted and discharged from the temporary hospital as Surgeon Glover directed.

The temporary shed being overcrowded and not large enough to keep the sexes separate, it was necessary, for sanitary reasons, to move the women and children to the upper floors of the temporary hospital, which were unoccupied. This was also done at the surgeon's request.

On Sunday, the 17th instant, strong shipping tags were purchased and all the passengers and crew were tagged to assist the officials at this port upon arrival.

I attach herewith copies of letters to the collector of customs and Acting Assistant Surgeon Primrose at Newbern, N. C., marked Exhibits A, B, and C, respectively, which show that there were 29 members of the crew and 389 alien passengers, of which 225 were manifested and 164 were unmanifested, making in all 418 persons landed at Newbern, N. C., who were turned over to me by the collector of customs and the captain of the revenue cutter *Boutwell*. This does not include the master of the barkentine (Julio M. Fernandez), who escaped at Ocracoke Inlet.

Statements which I consider authentic incline me to believe that the first and second pilots were also left on board, and two alien passengers must have also escaped at Ocracoke Inlet; in all, five persons have landed in the United States without medical or other examination, as provided by law.

At 6 p. m. Sunday, the 17th instant, all arrangements having been concluded for transportation to New Bedford, Mass., by immigrant train, the superintendent of the Atlantic and North Carolina Railroad (the initial road) agreed to bring us all through at the special rate of not exceeding $12.30 per capita. The same rate applies

for the return of the four men employed as special guards on this trip. The train consisted of eight coaches and one baggage car, made up at Newbern, N. C., and supplied with such provisions as the captain of the revenue cutter had left over, he having had charge of the commissary arrangements up to that time. It consisted of about 75 loaves of bread and sufficient canned meats to give them all breakfast the next morning at 9 a. m. en route.

At noon, May 18, having been delayed by a wreck on the Richmond, Fredericksburg and Potomac Railroad, near Richmond, Va., I issued all we had left, consisting of crackers. Upon arrival at Washington the food provided by the Department was placed in the baggage car, and they were given a good dinner. At Baltimore, Md., I took on board 3 cans of milk and 2 cans of coffee and 175 loaves of bread, as the order from the Department countermanding the same had not been received, and it was needed. I countermanded the order on Jersey City for the amount taken on at Baltimore. The Portuguese were fed that night about 11 p. m., at Jersey City. Breakfast was given them at 7 a. m. between New London, Conn., and Providence, R. I., and consisted of the supplies secured at Jersey City.

The cost of provisions ordered by me for feeding these people will not, I think, exceed 10 cents per capita per meal.

The train reached New Bedford at 12.10 p. m., May 19, and Commissioner Billings, with his staff, took charge.

The records of the board of inquiry, copies of which are attached hereto, marked Exhibits D, E, and F, held at Newbern, N. C., show as follows:

Total number arriving at Newbern		418
Number admitted at Newbern	11	
Number in hospital at Newbern	3	
		14
Turned over to Commissioner Billings, at New Bedford, Mass		404
Cases excluded (trachoma)	6	
Cases deferred	398	
		404

The four men comprising the special guard have been relieved from duty to-day and started on their return to Newbern, N. C.

All ship's papers which belong to the immigration authorities, taken from the barkentine, together with copies of the record of the board of special inquiry held at Newbern, N. C., were turned over to Commissioner Billings, of Boston, with the recommendation that they be kept on file at this port by Inspector Wright.

Respectfully submitted.

BERTRAM N. STUMP, *Inspector.*

The COMMISSIONER-GENERAL OF IMMIGRATION,
Washington, D. C.

Below is given in full a report of the commissioner of immigration at New York of the operations of his station for the past year.

Another year of experience has confirmed me in the opinion expressed in the last annual report as to the Ellis Island structure. It is impossible to employ terms that are too extravagant in reporting upon this costly and handsome building. It is badly designed for the use for which it was intended and it was constructed, unfortunately, in a manner to give ground for the popular impression that the erection of Government buildings is distinguished by the use of poor material and inferior workmanship. The cost of repairs has been heavy, but no amount of repairing, unless the building is remodeled, will ever render it suitable for an immigrant station. To cite but one of its many defects, every alien, be it man or woman, encumbered with heavy and unwieldy baggage and often surrounded with clinging children, has first to mount stairways and then to descend, in undergoing the process of inspection, entailing upon such persons unnecessary distress at a time when few of them are in a condition to undergo fatigue. The board rooms are insufficient, and, as has already been reported, the hospital accommodations are inadequate.

It is therefore recommended that a sufficient appropriation be made to remodel the interior of the building and enlarge it, so as properly to accommodate the thousands who are dependent for reasonable comfort upon its accommodations.

During the year ejectment proceedings were instituted in the State of New Jersey to divest the Government of its title to Ellis Island. These proceedings were subsequently discontinued in New Jersey and instituted in the courts of New York. Under the advice of the law officers of the Government no steps were taken to carry out the purposes of the special appropriations for the enlargement of the area of the island or the construction of additional hospital quarters. Although the delay is seriously detrimental to the interests of good administration at the New York station, it seems prudent to make no expenditures as long as the title is questioned in the courts. It is therefore recommended that both appropriations be continued, so as to become available as soon as the proceedings referred to have been judicially determined.

The grounds around the building have during the year been beautified by the removal of the builders' débris, the location of walks, and the planting of shrubs and flowers, thus making, so far as outward appearances go, a great improvement in the station.

OFFICE OF COMMISSIONER OF IMMIGRATION,
New York, N. Y., August 4, 1903.

SIR: I have the honor to submit the following as the annual report concerning the Ellis Island immigrant station for the fiscal year ended June 30, 1903.

SOME CHARACTERISTICS OF ELLIS ISLAND WORK.

During the preceding twelve months there arrived at this port of New York 689,356 aliens, and of these 631,885 were brought to Ellis Island for inspection. For detailed information concerning the nationalities and other characteristics of these aliens reference is made to the statistical tables appended to the report of the Commissioner-General. On April 9 there arrived at New York about 12,600 immigrants, of which number I declined to receive over 6,800, because of the obvious impossibility of inspecting a greater number in one day. The proper application of the complicated immigration laws to thousands of aliens involves an enormous amount of work, both mental and physical, on the part of the Ellis Island force. This office has transacted business on every Sunday of the year excepting Easter Sunday, and with substantially the same officials who were on duty during the week. It knows no regular hours, the inspection work frequently continuing without relief from 9.15 a. m. till after 7 p. m., and sometimes until much later, notwithstanding the fact that no aliens are now received for inspection later than 4 p. m. on any day.

It is true that there are times when the primary or line inspectors are excused as early as 1 p. m., but these do not altogether make up for the trying conditions and irregular hours above referred to, while the boards of special inquiry sit regularly from 9.15 a. m. till 4.40 p. m., and often until 5.30 p. m. The work of the inspector on the line is both mental and clerical; chiefly the former. That of the boards of special inquiry is almost entirely mental, and presents peculiar difficulties. Through trying processes the inspectors and boards are compelled to elicit from thousands of aliens of various nationalities the facts upon which it can be determined whether or not these aliens may enter the United States, that is to say, whether they are paupers, persons likely to become public charges, contract laborers, or anarchists. It is believed that there is no other public office in which such a large number of subordinate officials are called upon to do incessant mental work and exercise discretionary powers of such volume and importance.

DISCIPLINE AND EFFICIENCY OF THE FORCE.

The discipline and efficiency of the force have undergone much improvement during the past twelve months. A number of unfaithful officials, some holding important positions, have been dismissed through charges filed pursuant to civil service rules. Such charges cover various misdeeds both against the Government

TYPES OF ALIENS AWAITING ADMISSION AT ELLIS ISLAND STATION.

and the immigrants, and constitute an excellent statement of many of the kinds of wrongdoing which used to flourish at Ellis Island. With the example of unfaithful officials in important positions, it is small wonder that many holding subordinate places fell into line, if only for the sake of not incurring the ill will of their superiors. Nor is it surprising that persons pretending to be missionaries should have come to the island and cooperated with such officials, to the detriment of all concerned, including the genuine missionaries, some of whom do excellent work among the immigrants. I believe that the force as a whole will now compare favorably with that of any other public office, while many of its members are men of great intelligence, untiring energy, and scrupulous honesty.

Every effort is being made to raise the standard of work and to rid the office of inferior men. On October 21, 1902, there was posted the following notice in relation to Department circular No. 105, of August 12, 1902, defining the reasons for which officials may be removed:

"*To all officials and employees:*

"The careful study of the above circular is commended to anyone who may be laboring under the false impression that a civil-service appointment carries with it protection from removal, even though the appointee thereafter become inefficient. It should be clearly understood that the Government is no more under obligations to retain such a person in its service than would be a private corporation or individual. The civil-service laws afford no immunity whatever from the consequences of any substantial neglect of duty. Any other rule would work gross injustice to others who may be candidates for civil-service appointments. The proper conduct of this office in particular requires the presence of officials who are honest, intelligent, alert, and ready at all times to perform whatever official work may be assigned to them, and only such officials will be allowed to remain at Ellis Island.

"WM. WILLIAMS, *Commissioner.*"

It is not for one moment contended that all evil practices have ceased to exist at Ellis Island, or that occasional impositions and petty acts of injustice may not occur. Having in view the vastness of the work, the ignorance of the people with whom we deal, the large number of employees, and the temptations to which they are subjected, it is inconceivable that the millennium can ever exist here, but it is quite possible, through incessant vigilance and the punishment of all wrongful or careless acts, to keep evil practices well within bounds, and bring about proper treatment of immigrants while in charge of the Government. With this in view the following notice has been posted, and it is not the fault of the commissioner if violations of its terms are not brought to his attention:

"Immigrants must be treated with kindness and consideration. Any Government official violating the terms of this notice will be recommended for dismissal from the service. Any other person so doing will be forthwith required to leave Ellis Island. It is earnestly requested that any violation hereof, or any instance of any kind of improper treatment of immigrants at Ellis Island or before they leave the Barge Office, be promptly brought to the attention of the commissioner."

As a matter of fact but few complaints have been made during the past twelve months, and each of them has been investigated and in all important cases a decision rendered in writing.

EXECUTION OF THE LAWS.

Unceasing effort is made to execute the existing laws with the utmost rigidity, although the utter inadequacy of such laws makes it difficult for some people to realize that this is done. During the last fiscal year 6,839 aliens were excluded from admission and deported to Europe at the expense of the steamship companies bringing them here. The largest percentage of deportations occurred during December, 1902, and was about 3 per cent of the arrivals during that month. It resulted in many protests to the President, members of Congress, and the immigration authorities, most of them based on ignorance of the facts or indifference to a correct execution of United States statutes. The deportations during May and June, 1903, were about 1 per cent of the arrivals. The fall in the percentage is not to be taken as showing any less strictness in the inspection, on the contrary such inspection is, if anything, stricter. By last December this office was in a position to execute the laws with greater rigidity than formerly, and I believe that the severe lesson of that month has been taken to heart, and that far fewer of the ineligible classes are brought here now than formerly.

The last Congress wisely passed a law permitting the summary imposition of a fine of $100 in each instance where an alien with a loathsome or dangerous contagious disease is brought to the United States, provided such disease could have been detected

in Europe by a competent medical examination. This law gave the American people a new and valuable weapon with which to protect their interests, and I have used it freely. The first $100 fine was imposed in April, 1903. In June alone this office imposed upon those steamship companies which persisted in bringing here diseased aliens fines aggregating over $7,500. I doubt whether any foreign steamship agent now has any misgivings as to the intention of the Government to keep out diseased aliens by every means at its command. Already very clear signs exist that the law will hereafter be obeyed, and the former alleged inability on the part of some foreign surgeons to discover caces of favus and trachoma prior to embarkation is very rapidly disappearing. The bringing of diseased aliens, with or without a law to the contrary, is a reckless thing, if only on account of the ready disseminating of disease among the healthy immigrants.

THE MEDICAL DIVISION.

Much of the important work at Ellis Island is done by the United States marine-hospital surgeons, with Dr. George W. Stoner in charge. They inspect such aliens as are allowed to pass the quarantine authorities. The most troublesome diseases with which they have to deal are favus (scalp disease) and trachoma (eye disease), both of them prevalent in the countries of eastern and southern Europe, and due to low vitality and filthy surroundings. Until very recently these surgeons were compelled to perform their inspection during a period which was so brief as to be manifestly inadequate. Recently, however, by a new contrivance, such period has been doubled, to the great satisfaction of these conscientious and painstaking surgeons, whose work, in view of the character and condition of many of their patients, is of a trying character. The Ellis Island hospital facilities are utterly inadequate. Congress appropriated $100,000 for the extension of the present hospital, but subsequent experience shows that this amount should be doubled, and I so recommend. Many diseased immigrants must now be sent to the Long Island College Hospital, where they are beyond the immediate supervision of the Government. Frequent escapes occur, and these will cease only when such immigrants can be treated at Ellis Island. Congress also appropriated $150,000 for the construction of a new island, on which is to be built a hospital for such contagious diseases as measles and scarlet fever. The next Congress should appropriate $150,000 for the construction of such hospital.

SOME CHANGES.

Mention has already been made of the additional facilities granted for medical inspection. These should be still further increased and the medical force doubled, so as to reduce to a minimum the possibility of insane aliens, or aliens with any kind of a contagious disease, entering this country.

Two changes in the manner of performing the cabin inspection have wrought great improvement: (1) Each second-cabin alien must now receive a card showing on which manifest list his name appears. Large signs are placed in the four corners of the second cabin. The passengers proceed to group themselves according to these signs, and it then becomes possible for the boarding inspectors, by appropriate subdivision of the manifest sheets, to inspect aliens with reference thereto. Formerly this was done by checking off the names on the printed passenger list, a proceeding which was in every way unsatisfactory. (2) Through the wise action of the Bureau in providing the Ellis Island station with a fine tugboat, the immigration inspectors are now able to board incoming steamers whenever they please, and need not wait until the custom-house officials, whose work is of a different nature, are ready to board. As a matter of fact, the cabin inspection on all large steamers now begins at quarantine, and it is possible to devote thereto one-half more time than formerly. Of course, cabin passengers do not require the same careful inspection as the steerage, but it is nevertheless very important that they be inspected, because a well-to-do but diseased or otherwise ineligible alien will naturally come in the cabin, evading oftimes the vigilance of the Government authorities and steamship companies, and experience shows that unknown persons in Europe are constantly advising and even supplying funds to ineligible aliens in order that they may travel in the second cabin, and thus perhaps avoid the necessity of coming to Ellis Island. The tugboat *Chamberlain*, used for boarding incoming steamers, is chartered. I recommend very strongly that Congress be requested to appropriate $55,000 for the construction or purchase of such a tugboat.

A full and special record is now kept of all those applying for relief and deportation as paupers, or sent here for such purposes, subsequent to the landing. Since July 1, 1902, about 1,100 aliens belonging to these classes have applied for relief (as against 2,500 so applying during the preceding fiscal year), and of these it was possi-

ble to deport about one-fourth. Since the new law has lengthened the period throughout which the executive branch of the Government retains control over aliens from one year to two, and in some instances three years, it is probable that this part of the immigration work will increase in importance. With the setting in of "hard times" it is certain to become very great. It is hoped that a study of the history of these charity cases will result in assisting the immigration officials materially in determining from actual experience who is and who is not likely to become a public charge.

Following are some further changes which have occurred: A card index is now kept in which the names of all aliens arriving at New York are arranged alphabetically according to their several nationalities. This requires the constant work of at least seven clerks. The work of the special inquiry boards is tabulated every month and shows the numbers held and deported by each board, together with the reasons and much other interesting information. Most of the blanks formerly used have been discarded and superseded by new ones of a more concise nature and better calculated to secure the desired information, and many useless blanks and records have been discontinued. Discharged seamen must now be brought to Ellis Island for inspection under the immigration laws, and this regulation does away with, or at least minimizes, a kind of violation of law which was of frequent occurrence.

BUILDINGS AND IMPROVEMENTS.

The main buildings at Ellis Island are quite inadequate for the rigid application of the laws, for such application necessarily means, in view of the present quality of immigration, the detention of large numbers. The station is in much better condition than it was last year, because there has been erected a barracks for the accommodation at night of 700 additional aliens, so that sleeping quarters for 1,800 people now exist. This barracks serves a further useful and humanitarian purpose in that it is on a level with the ground floor and relieves hundreds of aliens of the necessity of carrying their baggage up and down long flights of stairs morning and evening. There should be sleeping quarters for 3,000 people. Increased detention facilities have been further provided by almost doubling the capacity of the room in which those are placed who are held for special inquiry. Even these increased quarters are inadequate for their purpose, assuming always that all are to be held for special inquiry who are not clearly and beyond a doubt entitled to land. There is very urgent need for additional accommodations, as follows:

(1) For those proceeding west by the railroads: The ticket room is much too small and the waiting rooms are so inadequate that a sidewalk is now frequently used as a temporary waiting place. (2) For those who are excluded and ordered deported: These represent the worst elements that come here. There is no possible means of increasing the size of the rooms in which they are now necessarily placed, and the conditions of these rooms, which are often overcrowded, are very bad. (3) For the work of the boards of special inquiry: There are only three board rooms, and yet much of the time four boards are in session. The only witness room is about 15 by 20 feet, and yet on busy days hundreds of witnesses come to Ellis Island for the purpose of giving testimony. (4) For the medical inspection: The doctors hold all doubtful cases for special investigation away from the lines, and they are compelled to do this work in quarters which are shockingly inadequate and never will be adequate until the building is properly extended, as hereinafter suggested. (5) For additional executive and clerical offices: There are now at this station, busily employed all the time, a great number of stenographers and a large corps of other clerks. The clerks' rooms are quite inadequate for their purposes. Furthermore, some of the important records must soon be placed in the cellar for safe-keeping unless additional room on the main floor is provided.

To remedy the foregoing conditions I recommend that the two wings of the main building be extended to the north about 70 feet, and that the intervening space be extended about 30 feet, all in accordance with the plans heretofore prepared by the Supervising Architect. The cost of such extensions would be about $370,000.

Great efforts have been made during the last fiscal year to give the grounds surrounding the building an attractive appearance. There now exist 4 extensive lawns in places which were formerly in a disorderly condition, and these lawns are surrounded by nearly 1,500 feet o. privet hedges. Flowers have been introduced at appropriate points. At a cost of nearly $10,000 the whole interior of the building has been painted and otherwise put in proper order. This plant is an expensive one and it can not properly be maintained except by the annual expenditure of liberal amounts, supplemented by constant care.

The last Congress made liberal appropriations for Ellis Island, including $150,000 for a new island (the location of which is now staked out), $100,000 for the extension

of the present hospital (the plans for which are now being prepared), and $110,000 for a new ferryboat. The contract for the construction of the latter has been awarded to the Harlan & Hollingsworth Company, pursuant to its bid of $91,715, which did not include certain electrical and other equipment, estimated to cost about $6,000 additional. Further considerable sums must be expended shortly, as indicated in the foregoing report. The immigration service is self-supporting. Further amounts can readily be obtained by increasing the head tax on aliens, which now stands at the very low sum of $2.

IMMIGRATION IN GENERAL.

In what follows I am merely repeating what I have said before in other words. But there are many trite things which bear repetition, and the facts concerning the continued coming here of large numbers of aliens, many of them of an inferior type even in their own homes, is one of these things.

(1) The great bulk of the present immigration proceeds from Italy, Austria, and Russia, and, furthermore, from some of the most undesirable sources of population of those countries. No one would object to the better classes of Italians, Austrians, and Russians coming here in large numbers; but the point is that such better element does not come, and, furthermore, that immigration from such countries as Germany and the British Isles has fallen to a very low figure.

(2) The great bulk of the present immigration settles in four of the Eastern States, and most of it in the large cities of those States. Notwithstanding the well-known demand for agricultural labor in the Western States, thousands of foreigners keep pouring into our cities, declining to go where they might be wanted because they are neither physically nor mentally fitted to go to these undeveloped parts of our country and do as did the early settlers from northern Europe.

In view of these two propositions, it is as irrevelant as it is misleading to assert that because immigration in the past has been a source of greatness to the country and because the great building and other industrial operations now going on in the United States require labor, therefore immigration should not be further restricted. Past immigration was good because most of it was of the right kind and went to the right place. Capital can not, and it would not if it could, employ much of the alien material that annually passes through Ellis Island, and thereafter chooses to settle in the crowded tenement districts of New York. Let it be again plainly stated that these remarks are not directed against all immigration; that the great debt which this country owes to immigration in the past is cheerfully acknowledged; and that the strong, intelligent emigrant, of which class many are still coming here, is as welcome to-day as ever he was.

A strict execution of our present laws makes it possible to keep out what may be termed the worst element of Europe (paupers, diseased persons, and those likely to become public charges), and to this extent these laws are most valuable. Without a proper execution of the same it is safe to say that thousands of additional aliens would have come here last year. But these laws do not reach a large body of immigrants who, while not of this class, are yet generally undesirable, because unintelligent, of low vitality, of poor physique, able to perform only the cheapest kind of manual labor, desirous of locating almost exclusively in the cities, by their competition tending to reduce the standard of living of the American wageworker, and unfitted mentally or morally for good citizenship. It would be quite impossible to accurately state what proportion of last year's immigration should be classed as "undesirable." I believe that at least 200,000 (and probably more) aliens came here who, although they may be able to earn a living, yet are not wanted, will be of no benefit to the country, and will, on the contrary, be a detriment, because their presence will tend to lower our standards; and if these 200,000 persons could have been induced to stay at home, nobody, not even those clamoring for more labor, would have missed them. Their coming has been of benefit chiefly, if not only, to the transportation companies which brought them here.

Relying on the views generally expressed by the intelligent press throughout the country; on those expressed by nine out of ten citizens, whether native or foreign born, with whom one discusses the subject; on letters received from charitable and reformatory institutions in some of the Eastern States, and upon official observation at Ellis Island, I state without hesitation that the vast majority of American citizens wish to see steps taken to prevent these undesirable elements from landing on our shores. Attempts to take such steps will be opposed by powerful and selfish interests, and they will insist, among other things, on the value of immigration in the past to the United States and the enormous demand for labor, neither of them relevant as applicable to the particular question whether the undesirable immigrants shall be prevented from coming here.

Throughout the discussion of this question, which is becoming of greater importance to the United States every day, it is necessary to bear in mind that Europe, like every other part of the world, has millions of undesirable people whom she would be glad to part with, and that strong agencies are constantly at work to send some of them here. To determine how to separate the desirable elements from the undesirable elements will tax the best skill of our lawmakers, but they will surely find a way to do this as soon as the American people have let it be known that it must be done.

Aliens have no inherent right whatever to come here, and we may and should take means, however radical or drastic, to keep out all below a certain physical and economic standard of fitness and all whose presence will tend to lower our standards of living and civilization. The only apparent alterantive is to allow transportation companies, largely foreign (whether by their own agents or by men to whom a commission is paid for each immigrant secured is not important), to cause eastern and southern Europe to be scoured for aliens, not whose presence here will benefit the United States, not who belong to a stock which will add to the elements on which the country in the past has grown great, not who will bring a certain amount of wealth to their new homes, but who merely happen to have enough money to purchase tickets from Europe to some place in the United States and can bring themselves within the easy requirements of existing statutes. A too rapid filling up of any country with foreign elements is sure to be at the expense of national character when such elements belong to the poorest classes in their own respective homes.

Respectfully,

WM. WILLIAMS,
Commissioner.

THE COMMISSIONER-GENERAL OF IMMIGRATION,
Washington, D. C.

UNITED STATES IMMIGRATION SERVICE, MEDICAL DIVISION,
New York, N. Y., August 14, 1903.

SIR: I have the honor to transmit herewith a tabulated report of transactions of the medical division of the immigration service at this port for the fiscal year ended June 30, 1903, covering detailed report of hospital transactions, nationality of patients treated, race of immigrants treated, race of immigrants deported on medical certificates, work of medical examiners, clerical work, balance sheet, disposition of cases certified to, medical and surgical report of diseases and injuries treated by immigration service (medical division), including immigrants in Long Island College Hospital and hospitals of the city health department.

Six hundred and five thousand three hundred and forty-one steerage passengers and 84,047 cabin passengers were inspected upon arrival.

Five thousand five hundred and sixty-four aliens, including 205 applying for relief after landing, were admitted to hospital.

Number of aliens treated in immigrant hospital, Ellis Island	3,427
Long Island College (contract) Hospital	1,035
City health department (contract) hospitals	1,148

The above figures show a marked increase in the number of patients admitted to hospital this year as compared with the year preceding, which may be explained by the increased number of arrivals during the year and the large number placed in hospital for the purpose of satisfactorily concluding the examination and to determine diagnosis, in accordance with the instructions for the medical examination of aliens issued by the Surgeon-General, Public Health and Marine-Hospital Service, and approved by the Secretary of the Treasury.

There is also a considerable increase in the number of cases of disease certified as dangerous, contagious, or loathsome, corresponding as nearly as may be with the general increase in immigration.

In order to meet the additional requirements of the Service by reason of the increased number of arrivals, and the care exercised at this station to prevent the admission of undesirable immigrants, the medical as well as the clerical force of this office has recently been increased, and facilities have been provided by the commissioner for a double line of inspection, thus placing at the disposal of each medical officer more time for the examination of immigrants passing the preliminary line inspection as well as of those turned aside for special examination.

The contract with the Long Island College Hospital was continued during the year, and on certain days it was necessary to send nearly as many aliens to that hospital as were admitted to the immigrant hospital on Ellis Island.

The appropriation by recent act of Congress for extension and additions to the present hospital on Ellis Island is probably not sufficient to provide the additional accommodations needed, but if the extension is made in accordance with a sketch plan recently submitted the necessity for the use of a contract hospital will be reduced to a minimum, and the sketch plan referred to will admit of further extensions and still be in keeping with the general plan.

The act of Congress referred to also provides for the construction of a new island near Ellis Island, the intention being, I am informed, to erect thereon suitable hospital buildings for the care of immigrants suffering from the acute contagious diseases. But until such hospital shall have been provided it will be necessary to continue the contract with the city health department.

In submitting this report I take pleasure in commending the efficiency of the official staff of this office, and in acknowledging the many courtesies received from the commissioner and other officers of the Immigration Service at this station.

Respectfully submitted.

GEO. W. STONER,
Surgeon, Public Health and Marine-Hospital Service,
In Charge of Medical Division.

THE COMMISSIONER OF IMMIGRATION,
Port of New York.

SUMMARY OF HOSPITAL TRANSACTIONS, FISCAL YEAR ENDING JUNE 30, 1903.

Number of patients in hospital at beginning of year	164
Patients admitted to hospital during year	5,564
Total treated (men, 2,873; women, 1,289; male children, 852; female children, 714)	5,728
Births (male, 4; female, 10)	14
Deaths (men, 40; women, 7; male children, 52; female children, 36)	135
Pay patients treated during the year	5,516
Free patients treated during the year	212
Days treatment for pay patients	63,202
Days treatment for free patients	2,349
Total days treatment for hospital cases	65,551
Average daily attendance in hospital	179
Patients in hospital at the end of the year	436

DETAILED REPORT OF HOSPITAL TRANSACTIONS.

Hospitals.	Remaining from previous year.	Admitted during year.	Total treated.	Recovered.	Improved.	Not improved.	Died.	Remaining.	Days treatment.
Immigrant hospital	102	3,427	3,529	2,007	456	797	37	232	36,425
Health department	46	1,102	1,148	1,026	.....	.....	65	57	13,538
Immigrant wards of the Long Island College Hospital	16	1,035	1,051	566	56	249	33	147	15,588

RACE AND SEX OF IMMIGRANTS ADMITTED TO HOSPITAL DURING FISCAL YEAR ENDING JUNE 30, 1903.

Race.	Men.	Women.	Children.		Total.
			Male.	Female.	
Armenian	46	6	3	1	56
Bohemian	14	8	7	4	33
Bulgarian	2				2
Croatian	69	11	11	4	95
Cuban	3		8	3	14
Dalmatian	5	2	1	1	9
Dutch	13	5	9	1	28
East Indian	2				2
English	24	9	5	9	47
Finnish	30	32	16	16	94
French	22	9	1	4	36
German	191	186	123	110	610
Greek	100	3	9	1	113
Hebrew	319	192	149	108	768
Irish	30	29	4	12	75
Italian, south	843	249	179	185	1,456
Italian, north	66	30	11	8	115
Lithuanian	134	68	21	21	244
Magyar	85	36	26	19	166
Montenegrian	2				2
Polish	408	186	99	75	768
Portuguese	13	14	12	6	45
Roumanian	4				4
Russian	22	1		3	26
Ruthenian	34	11	8	6	59
Scandanavian	66	44	32	34	176
Scotch	5	4	2		11
Servian	11	3	5		19
Slovak	119	60	44	38	261
Spanish	11	2	1	1	15
Syrian	104	43	23	13	183
Turkish	1				1
Welsh	3	1	3	2	9
West Indian	8	3			11
All other races	9	1	1		11
Total	2,818	1,248	813	685	5,564

RACE OF IMMIGRANTS DEPORTED ON MEDICAL CERTIFICATES.

Race.	Men.	Women.	Children.		Total.
			Male.	Female.	
Armenian	13	2			15
American, South			1		1
Bohemian	3	2		1	6
Bulgarian	1				1
Croatian	28	1			29
Cuban	1				1
Dalmatian	2				2
Dutch	2	1			3
English	7	2			9
Finnish	14	3			17
French	9				9
German	79	19	4	2	104
Greek	31		1		32
Hebrew	188	37	6	3	234
Irish	11	5			16
Italian, north	6	1			7
Italian, south	293	30	2		325
Lithuanian	34	18	1	1	54
Magyar	29	3			32
Moravian	2				2
Persian	1				1
Polish	207	25			232
Portuguese	4		1		5
Roumanian	2				2
Russian	9				9
Ruthenian	15	1	1		17
Scandinavian	16	4			20
Scotch	1	1	1		3
Servian	6				6
Slovak	48	1			49
Spanish	5				5
Syrian	35	14	8	4	61
Turkish	3				3
West Indian	4	1			5
Not specified	1				1
Total	1,110	171	26	11	1,318

NATIONALITY AND SEX OF IMMIGRANTS ADMITTED TO HOSPITAL DURING FISCAL YEAR ENDING JUNE 30, 1903.

Country.	Men.	Women.	Children.		Total.
			Male.	Female.	
Austria-Hungary	586	263	181	148	1,178
Belgium	9	5	5	1	20
Denmark	8	15	11	11	45
France	14	7	1	4	26
Germany	103	99	76	64	342
Greece	100	3	9	1	113
Italy	904	278	190	193	1,565
Netherlands	6	5	4	1	16
Norway	19	5	10	5	39
Portugal	12	14	12	6	44
Roumania	50	38	21	15	124
Russia	709	387	226	175	1,497
Servia and Bulgaria	2	1	1	.....	4
Spain	9	2	1	1	13
Sweden	39	24	11	18	92
Switzerland	6	4	1	1	12
United Kingdom	65	44	14	23	146
Turkey in Asia	152	50	27	14	243
West Indies	8	2	.....	.....	10
Other Asia	11	.....	1	.....	12
South America	1	.....	.....	.....	1
Central America	1	.....	.....	.....	1
All other countries	4	2	11	4	21
Total	2,818	1,248	813	685	5,564

RACE OF IMMIGRANTS DEPORTED WITHIN ONE YEAR AFTER LANDING.

Race.	Men.	Women.	Total.
Croatian	1	.....	1
East Indian	1	.....	1
English	.....	3	3
Finnish	1	.....	1
French	1	.....	1
German	12	7	19
Greek	1	.....	1
Hebrew	16	2	18
Irish	3	7	10
Italian, north	1	.....	1
Italian, south	42	3	45
Lithuanian	1	.....	1
Magyar	5	3	8
Polish	9	2	11
Russian	1	.....	1
Scandinavian	4	.....	4
Scotch	1	.....	1
Slovak	3	.....	3
Welsh	1	.....	1
West Indian	1	.....	1
Total	105	27	132

WORK OF THE MEDICAL EXAMINERS.

Steerage passengers inspected upon arrival	605,341
Cabin passengers inspected upon arrival	84,047
Sent to hospital upon arrival (cabin and steerage)	5,359
Certified on account of loathsome or dangerous contagious diseases or other physical causes	4,008
Recorded (minor defects)	15,434
Cabin passengers certified	113
Cabin passengers sent to Ellis Island for further examination	113
Cabin passengers recorded (minor defects)	633
Immigrants applying for relief after landing	345

Of these there were:

Relieved in hospital and discharged upon recovery	133
Relieved in hospital and certified for deportation	72
Certified for deportation, but not placed in hospital	85
Examined and found to be no medical cases	55

CLERICAL WORK.

Permits and admission record cards sent to hospitals and filed in office, upon admission of patients	11,128
Notices to steamship companies upon admission of patients	6,564
Reports to registry division upon discharge of patients	5,292
Certificates rendered in cases of immigrants—	
Upon arrival	4,121
After landing	157
Records made of minor defects of arriving immigrants	16,067
Receipts given patients for money and valuables held for safekeeping	2,009
Daily reports of hospital transactions rendered to the Commissioner of Immigration and chiefs of divisions	1,460
Weekly reports of immigrants detained in hospitals	52
Reports of diseases and injuries occurring among immigrants during the voyage received and filed	1,095
Vouchers (amounting to $125,875.57) received, examined, and forwarded for payment	459
Checks received and forwarded	378
Letters and telegrams and notices received	565
Letters and telegrams sent	575
Total	48,922

BALANCE SHEET.

To health department of the city of New York for care and maintenance of contagious cases	$27,076.00	By bills rendered steamship companies	$83,079.40
To Long Island College Hospital, for care and maintenance of noncontagious cases	19,259.60	Paid from immigrant fund, care and maintenance of sick immigrants, contagious and noncontagious	148.60
To burials (contagious, $1,098; noncontagious, $1,060)	2,158.00	Transportation of sick immigrants, contagious and noncontagious	27.50
To transportation of contagious cases	3,345.00	Burials	94.00
To transportation of noncontagious cases	4,836.00	Furniture, miscellaneous supplies, etc., for immigrant hospital	4,579.02
To car fare, ferriage, etc	47.17	Salaries	10,016.15
To salary of pharmacist, messenger, and attendants, United States Immigration Service	10,016.15	Extra meals, commutation for quarters, etc	865.85
To bills for subsistence, supplies, etc., immigrant hospital	11,672.06	Car fare, ferriage, etc	47.17
To miscellaneous supplies, including furniture, bedding, hospital clothing, medical supplies, surgical instruments, appliances, etc	4,579.02	Paid by United States Marine Hospital Service, salaries	24,605.75
To meals furnished officers, clerks, and attendants, United States Marine Hospital Service (medical division)	865.85	Commutation for quarters	2,412.13
To salary of officers, clerk, and attendants, United States Marine Hospital Service	24,605.75		
To commutation for quarters of officers, United States Marine Hospital Service	2,412.13		
To balance	15,002.84		
	125,875.57		125,875.57

DISPOSITION OF CASES CERTIFIED DURING THE FISCAL YEAR ENDING JUNE 30, 1903, INCLUDING CASES PENDING FROM PREVIOUS FISCAL YEAR.

Disease or condition.	On hand.	Certified.	Total.	Deported.	Landed.	Remaining.
Trachoma	37	840	877	748	91	38
Tubercle of lung	.....	9	9	6	3	.....
Insanity	.....	22	22	21	1	.....
Idiocy	.....	5	5	2	3	.....
Epilepsy	.....	3	3	2	1	.....
Syphilis	1	4	5	5	.....	.....
Favus	4	43	47	35	11	1
Mental deficiency	.....	24	24	9	15	.....
Hydrocephalus	.....	1	1	.....	1	.....
Cretinism	.....	1	1	.....	1	.....
Chorea	.....	2	2	1	1	.....
Morphine habit	.....	1	1	.....	1	.....
Mulish	.....	1	1	1	.....	.....
Poor physique	.....	109	109	36	69	4
Valvular disease of heart	.....	60	60	33	27	.....
Irregular action of heart	.....	3	3	2	1	.....
Hypertrophy of heart	.....	1	1	1	.....	.....
Senility and lipoma	.....	1	1	.....	1	.....
Debility	.....	23	23	7	13	3
Senile debility	4	758	762	23	723	16
Bronchitis, chronic	.....	2	2	.....	2	.....
Anæmia	.....	1	1	.....	1	.....
Pleurisy	.....	1	1	1	.....	.....
Partial paralysis	.....	1	1	1	.....	.....
Paralysis	.....	1	1	1	.....	.....
Paralysis of side	.....	6	6	1	5	.....
Paralysis of arm	.....	2	2	2	.....	.....
Paralysis of arm and leg	.....	1	1	.....	1	.....
Hemiplegia	.....	5	5	.....	5	.....
Paralysis of lower extremities	.....	13	13	2	9	2
Paraplegia	.....	2	2	.....	2	.....
Paresis of limbs	.....	2	2	.....	2	.....
Spinal paralysis	.....	1	1	.....	1	.....
Infantile paralysis	.....	9	9	.....	9	.....
Paralysis agitans	.....	34	34	6	27	1
Locomotor ataxia	1	12	13	3	10	.....
Partial hemiplegia	1	.....	1	.....	1	.....
Spastic paraplegia	.....	1	1	.....	1	.....
Injury to spine	.....	1	1	.....	1	.....
Inflammation of nerves	.....	1	1	.....	1	.....
Muscular atrophy	.....	1	1	.....	1	.....
Paresis of back muscles	.....	1	1	.....	1	.....
Disease of spinal cord	.....	5	5	2	3	.....
Deafness	.....	26	26	2	24	.....
Impediment of speech	.....	7	7	1	6	.....
Dumb	.....	1	1	.....	1	.....
Deaf and dumb	1	22	23	4	19	.....
Hydrocele	.....	7	7	2	5	.....
Hernia	7	829	836	196	607	33
Weak abdominal ring	.....	5	5	2	3	.....
Tumor of scrotum	.....	1	1	.....	1	.....
Piles	.....	1	1	.....	.....	1
Marasmus	.....	1	1	.....	1	.....
Chronic nervous disease	.....	1	1	.....	1	.....
Injury to back and hips	.....	1	1	.....	1	.....
Arthritis deformans	.....	1	1	.....	1	.....
Aneurism of subclavian artery	.....	2	2	1	1	.....
Obesity	.....	2	2	.....	2	.....
Disease of antrum	.....	1	1	.....	1	.....
Atrophy of liver	.....	2	2	.....	2	.....
Rheumatism	.....	5	5	4	1	.....
Deformity of chest	.....	3	3	2	1	.....
Dwarf	.....	2	2	.....	2	.....
Rickets	.....	8	8	.....	8	.....
Hunchback dwarf	.....	1	1	.....	1	.....
Curvature of spine	2	273	275	27	245	3
Chronic inflammation scroiliac joint	.....	1	1	.....	1	.....
Rhinoscleroma	.....	1	1	.....	1	.....
Psoriasis	.....	12	12	2	10	.....
Ringworm	.....	3	3	1	2	.....
Eczema	1	1	2	1	1	.....
Ichthyosis	.....	1	1	.....	1	.....
Keloid face and hand	.....	1	1	1	.....	.....
Extensive chancroids	.....	1	1	.....	.....	1
Tumor of groin	.....	1	1	.....	1	.....
Defective vision	.....	24	24	3	20	1
Cataracts	2	76	78	8	69	1
Conjunctivitis	.....	8	8	2	6	.....
Keratitis	.....	1	1	.....	1	.....
Opacity of cornea	.....	10	10	5	5	.....
Ectropion	.....	6	6	2	4	.....

DISPOSITION OF CASES CERTIFIED DURING THE FISCAL YEAR ENDING JUNE 30, 1903, INCLUDING CASES PENDING FROM PREVIOUS FISCAL YEAR—Continued.

Disease or condition.	On hand.	Certified.	Total.	Deported.	Landed.	Remaining.
Loss of eye	1	5	6	3	3	.....
Blindness	.....	32	32	5	27	.....
Tumor of eyelid	.....	1	1	.....	1	.....
Inflammation lymph glands axilla	.....	1	1	1	.....	.....
Progressive muscular atrophy of arms	.....	1	1	.....	1	.....
Contraction skin of arm	.....	1	1	.....	1	.....
Deformity of arm	.....	4	4	2	2	.....
Atrophy of arm	.....	2	2	1	1	.....
Loss of arm	.....	16	16	1	15	.....
Deformity of elbow	.....	1	1	.....	1	.....
Anchylosis of elbow joint	.....	6	6	2	4	.....
Fracture of radius	.....	2	2	.....	2	.....
Deformity and mutilation of hand	1	113	114	31	82	1
Loss of hand	.....	9	9	.....	9	.....
Injury to hand	.....	1	1	.....	1	.....
Dislocation of wrist	.....	1	1	1	.....	.....
Synovitis tendons wrist and hand	.....	1	1	.....	1	.....
Loss of thumb	.....	7	7	1	6	.....
Loss of fingers	.....	17	17	5	12	.....
Deformity of fingers	.....	2	2	.....	2	.....
Acromegalia, fingers and thumb	1	.....	1	1	.....	.....
Pregnancy	1	1	2	2	.....	.....
Effects of abortion	.....	1	1	.....	1	.....
Affection of face	.....	1	1	.....	1	.....
Deformity of forehead	.....	1	1	.....	1	.....
Deformity of face	.....	1	1	1	.....	.....
Deformity of lips and nose	.....	1	1	1	.....	.....
Disease of nose	.....	1	1	.....	1	.....
Tumor of nose	.....	1	1	.....	1	.....
Loss of nose	.....	1	1	.....	1	.....
Atrophy of jaw	.....	1	1	.....	1	.....
Deformity of jaw	.....	3	3	.....	3	.....
Cleft palate	.....	11	11	1	10	.....
Tumor of nose	.....	1	1	1	.....	.....
Inflammation glands of neck	.....	20	20	2	18	.....
Hypertrophy of tonsils	.....	1	1	1	.....	.....
Enlarged glands of neck	.....	5	5	2	3	.....
Deformity of neck	.....	1	1	.....	1	.....
Cicatrix of neck	.....	1	1	.....	1	.....
Tumor of neck	.....	4	4	1	3	.....
Goitre	.....	43	43	4	39	.....
Loss of both legs	.....	1	1	.....	1	.....
Loss of leg	.....	22	22	.....	22	.....
Bowlegs	.....	3	3	.....	3	.....
Lameness	.....	146	146	11	135	.....
Lack of development of limbs	.....	1	1	.....	1	.....
Shortness of leg and deformity of hands	.....	1	1	.....	1	.....
Shortness and deformity of leg	.....	89	89	6	83	.....
Chronic ulcers of legs	.....	1	1	.....	1	.....
Fracture of leg	.....	1	1	.....	1	.....
Atrophy of leg	.....	12	12	3	9	.....
Weakness of legs	.....	1	1	.....	1	.....
General debility, hydrocele, œdema of legs	.....	1	1	1	.....	.....
Varicocele	.....	1	1	.....	.....	1
Varicositis	.....	1	1	.....	1	.....
Varicose veins	.....	1	1	.....	1	.....
Fracture of femur	.....	1	1	.....	1	.....
Fracture of thigh	.....	1	1	.....	1	.....
Anchylosis of hip joint	.....	4	4	.....	3	1
Hip joint disease	.....	9	9	.....	8	1
Dislocation of hip	.....	6	6	1	5	.....
Deformity of hip	.....	2	2	1	1	.....
Disease of knee	.....	2	2	.....	2	.....
Inflammation of knee joint	.....	3	3	1	2	.....
Chronic inflammation knee joint	.....	1	1	.....	1	.....
Anchylosis of knee joint	.....	48	48	4	42	2
Tubercle of knee joint	.....	1	1	.....	.....	1
Deformity of knee	.....	4	4	1	3	.....
Knock-knees	.....	1	1	.....	1	.....
Necrosis of tibia	.....	1	1	.....	1	.....
Weak ankle	.....	1	1	.....	1	.....
Anchylosis of ankle joint	.....	4	4	.....	4	.....
Fracture of ankle	.....	1	1	.....	1	.....
Flat feet	.....	3	3	.....	3	.....
Loss of foot	.....	3	3	.....	3	.....
Deformity	.....	9	9	1	8	.....
Club foot	.....	48	48	1	45	2
Total	65	4,121	4,186	1,318	2,754	114

MEDICAL AND SURGICAL REPORT OF DISEASES AND INJURIES TREATED BY UNITED STATES IMMIGRATION SERVICE (MEDICAL DIVISION), PORT OF NEW YORK, N. Y., FISCAL YEAR ENDING JUNE 30, 1903.

	On hand from previous year.	Admitted to hospital during year.	Total treated.	Recovered.	Improved.	Not improved.	Died.	Remaining at end of year.	Deported.
Smallpox	.....	17	17	14	.....	.....	1	2	.....
Cow pox	.....	1	1	1	.....	.....	.....	.....	.....
Chicken pox	.....	32	32	28	.....	.....	1	3	.....
Measles	17	439	456	371	.....	.....	53	32	.....
Scarlet fever	5	35	40	25	.....	.....	6	9	.....
Influenza	.....	3	3	3	.....	.....	.....	.....	.....
Whooping cough	.....	5	5	1	4	.....	.....	.....	.....
Mumps	.....	16	16	16	.....	.....	.....	.....	.....
Diphtheria	1	11	12	7	.....	.....	3	2	.....
Cerebrospinal fever	.....	7	7	4	.....	.....	2	1	.....
Morphine habit	.....	1	1	.....	.....	1	.....	.....	.....
Starvation	.....	1	1	.....	.....	.....	1	.....	.....
Alcoholism	.....	4	4	4	.....	.....	.....	.....	.....
Simple continued fever	.....	1	1	.....	.....	.....	.....	1	.....
Enteric fever	.....	19	19	8	.....	.....	7	4	.....
Dysentery	.....	2	2	2	.....	.....	.....	.....	.....
Malarial fever, intermittent	.....	24	24	21	2	1	.....	.....	1
Erysipilas	.....	38	38	35	.....	.....	1	2	.....
Tubercle of lung	2	44	46	.....	1	35	6	4	32
Tubercle of larynx	.....	1	1	.....	.....	1	.....	.....	1
Tubercle of kneejoint	.....	1	1	.....	.....	.....	.....	1	.....
Tubercle, general, miliary	.....	1	1	.....	.....	.....	.....	1	.....
Inflammation peritoneum, tubercular	.....	1	1	.....	.....	.....	1	.....	.....
Syphilis, secondary	1	7	8	.....	1	7	.....	.....	6
Gonorrhœa	.....	8	8	2	1	1	.....	4	1
Lumbricoides	.....	1	1	.....	.....	.....	.....	.....	.....
Hookworms	.....	6	6	.....	.....	.....	.....	6	.....
Rheumatic fever	.....	11	11	10	1	.....	.....	.....	1
Rheumatism	.....	23	23	10	5	6	.....	2	1
Osteoarthritis	.....	1	1	.....	.....	1	.....	.....	.....
Cyst:									
Eye	.....	1	1	1	.....	.....	.....	.....	.....
Face	.....	1	1	.....	1	.....	.....	.....	.....
Chalazion	.....	1	1	1	.....	.....	.....	.....	.....
New growth, nonmalignant	.....	1	1	1	.....	.....	.....	.....	.....
Diabetes mellitus	.....	1	1	.....	.....	1	.....	.....	.....
Immaturity at birth	.....	3	3	.....	1	.....	2	.....	.....
Debility	1	38	39	4	17	13	2	3	9
Old age (debility from)	.....	7	7	.....	.....	3	2	2	1
Inflammation of nerves, sciatic	1	1	2	1	1	.....	.....	.....	.....
Disseminated sclerosis	.....	1	1	.....	.....	1	.....	.....	1
Degeneration of spinal column	.....	1	1	.....	.....	1	.....	.....	.....
Inflammation membranes brain	.....	2	2	.....	.....	.....	1	1	.....
Paraplegia	.....	1	1	.....	.....	1	.....	.....	.....
Hemiplegia	1	1	2	.....	1	1	.....	.....	1
Partial paralysis seventh nerve	.....	2	2	.....	.....	2	.....	.....	.....
Paralysis agitans	.....	1	1	.....	.....	1	.....	.....	1
Epilepsy	.....	2	2	.....	.....	2	.....	.....	2
Headache	.....	5	5	5	.....	.....	.....	.....	.....
Neuralgia sciatic nerve	.....	1	1	1	.....	.....	.....	.....	.....
Neuralgia, intercostal	.....	1	1	1	.....	.....	.....	.....	.....
Hysteria	.....	2	2	1	.....	1	.....	.....	1
Nervous weakness	1	1	2	.....	1	1	.....	.....	.....
Insanity	.....	2	2	.....	.....	2	.....	.....	2
Melancholia	.....	7	7	.....	4	3	.....	.....	6
Mental stupor	.....	3	3	.....	.....	2	.....	1	2
Conjunctivitis:									
Acute	13	1,055	1,068	904	117	2	.....	45	.....
Chronic	.....	177	177	3	134	15	.....	25	2
Purulent	.....	59	59	40	14	.....	.....	5	1
Follicular	.....	96	96	50	27	1	.....	18	.....
Granular	42	924	966	61	10	779	.....	116	746
Keratitis	.....	19	19	6	10	3	.....	.....	.....
Ulcer of cornea	1	7	8	3	1	2	.....	2	2
Opacity of cornea	.....	2	2	.....	2	.....	.....	.....	.....
Panophthalmitis, chronic	.....	1	1	.....	.....	1	.....	.....	.....
Abscess of lachrymal sac	.....	1	1	1	.....	.....	.....	.....	.....
Blepharitis marginalis	1	17	18	2	15	1	.....	.....	.....
Sty	.....	9	9	7	2	.....	.....	.....	.....
Abscess of eyelid	.....	1	1	1	.....	.....	.....	.....	.....
Entropion	.....	1	1	.....	.....	1	.....	.....	.....
Ectropion	.....	3	3	.....	.....	3	.....	.....	1

MEDICAL AND SURGICAL REPORT OF DISEASES AND INJURIES TREATED BY UNITED STATES IMMIGRATION SERVICE (MEDICAL DIVISION), PORT OF NEW YORK, N. Y., FISCAL YEAR ENDING JUNE 30, 1903—Continued.

	On hand from previous year.	Admitted to hospital during year.	Total treated.	Recovered.	Improved.	Not improved.	Died.	Remaining at end f year.	Deported.
Ptosis		2	2			2			
Inflammation middle ear		5	5	3	2				
suppurative		5	5	2	1	2			
mastoid cells, suppurative		1	1				1		
nose, soft parts		4	4	4					
Perforation of nasal septum		1	1		1				
Endocarditis, ulcerative		1	1				1		
Valvular disease of heart, mitral		9	9		2	5		2	2
Syncope		1	1	1					
Phlebitis		1	1	1					
Varix, legs and abdomen		1	1			1			1
Bronchitis:									
Acute	1	75	76	65	8		2	1	
Chronic	1	15	16	2	1	11	2		8
Pneumonia:									
Lobular		3	3	2			1		
Lobar	3	118	121	90	1	1	23	6	
Broncho pneumonia		12	12	6			5	1	
Phthisis, chronic		2	2		1	1			1
Pleurisy:									
Acute	1	14	15	11	1		1	2	1
Chronic		5	5			4		1	3
Empyema	1	2	3	1	1			1	
Caries of dentine cementum		1	1		1				
Inflammation of dental periosteum		1	1	1					
Abscess of dental periosteum		3	3	3					
Inflammation of tonsils:									
Follicular		16	16	14		1		1	
Suppurative		1	1	1					
Hypertrophy of tonsils		2	2			2			
Inflammation of glands, parotid		1	1					1	
Inflammation of pharynx		4	4	2	2				
Inflammation of stomach:									
Acute		12	12	10	1			1	
Chronic		1	1		1				
Inflammation of stomach and intestines		1	1				1		
Dilatation of stomach		1	1			1			
Indigestion		24	24	20	4				
Vomiting (seasickness)		3	3	3					
Inflammation of intestines, chronic		1	1					1	
Fecal accumulation		1	1	1					
Inflammation of intestines	1	16	17	13			3	1	
Hernia		4	4			4			1
Intestinal dyspepsia	1		1	1					
Constipation		12	12	10	2				
Colic		3	3	3					
Diarrhea		5	5	5					
Abscess of rectum		1	1	1					
Gangrene of scrotum		1	1				1		
Piles, internal		1	1		1				
Inflammation of liver, chronic		1	1		1				
Acute yellow atrophy of liver		1	1				1		
Jaundice		3	3	2	1				
Inflammation of hepatic ducts		5	5	2	3				
Inflammation of lymph glands of neck:									
Chronic		15	15	5	4	5		1	
Suppurative		2	2	1				1	
Hypertrophy of lymph glands of neck		2	2	1		1			
Nephritis, acute		2	2				2		
Inflammation of bladder:									
Acute		1	1	1					
Chronic		2	2		2				
Gleet		2	2	1	1				
Stricture of urethra, organic		1	1			1			1
Phimosis		1	1	1					
Ulcer of penis		5	5	4				1	
Hydrocele		3	3	1		2			2
Epididymitis		2	2	1	1				
Pregnancy	3	17	20	6		14			4
Abortion		1	1	1					
Effects of childbirth	1	39	40	38	1			1	
Parturition		7	7	7					
Periostitis, circumscribed		1	1	1					

MEDICAL AND SURGICAL REPORT OF DISEASES AND INJURIES TREATED BY UNITED STATES IMMIGRATION SERVICE (MEDICAL DIVISION), PORT OF NEW YORK, N. Y., FISCAL YEAR ENDING JUNE 30, 1903—Continued.

	On hand from previous year.	Admitted to hospital during year.	Total treated.	Recovered.	Improved.	Not improved.	Died.	Remaining at end of year.	Deported.
Necrosis of bone of jaw		1	1		1				
Ununited fracture of tibia		1	1		1				
Inflammation of sacro-iliac joint, chronic		1	1			1			
Inflammation of kneejoint		5	5	2		2		1	1
Morbus coxæ		1	1			1			1
Ankylosis of—									
Hip joint		1	1			1			
Elbow		1	1		1				
Kneejoint		1	1			1			1
Fibrous phalangeal joint		1	1			1			1
Angular curvature of spine		1	1			1			
Myalgia		4	4	4					
Inflammation of the connective tissue of—									
Eyelid		1	1	1					
Face	1	5	6	5	1				
Axilla		1	1		1				
Axilla, suppurative		1	1	1					
Arm	1	4	5	4	1				
Hand		4	4	4					
Hand, suppurative		1	1	1					
Finger		1	1	1					
Knee		1	1					1	
Foot		1	1	1					
Leg		2	2					2	
Abscess of the connective tissue of—									
Scalp		1	1					1	
Eyelid		1	1	1					
Nose		1	1	1					
Jaw		3	3	2				1	
Face		3	3	3					
Neck		9	9	9					
Thigh		1	1	1					
Axilla		1	1		1				
Hand		3	3		2			1	
Finger		1	1	1					
Leg		2	2	2					
Undue formation of fat		1	1			1			
Pityriasis		1	1	1					
Urticaria		1	1	1					
Eczema	1	48	49	25	21			3	
Impetigo		12	12	5	7				
Psoriasis		4	4		2	1		1	
Herpes		1	1	1					
Herpes facialis		1	1		1				
Dermatitis		2	2	1	1				
Sycosis		8	8	4	2			2	
Seborrhoea		9	9	1	8				
Chilblain		1	1	1					
Frostbite of—									
Toes		4	4	2	2				
Feet		2	2	1	1				
Ulcer of—									
Mouth		1	1		1				
Skin of lip		1	1					1	
Skin of face		1	1			1			
Skin of arm		1	1		1				
Skin of leg	1	8	9	7	1	1			
Boils		2	2	2					
Of face		2	2	2					
Of lip		1	1	1					
Of neck		2	2	1	1				
Of abdomen		2	2	2					
Carbuncle of neck		1	1	1					
Whitlow		1	1	1					
Lupus		1	1		1				
Scabies		7	7	2	2			3	
Phthiriasis		3	3	3					
Ringworm	2	1	3	1	2				
Scalp		1	1	1					
Face		3	3	1	2				
Neck		1	1	1					
Favus	4	48	52	7		41		4	39

MEDICAL AND SURGICAL REPORT OF DISEASES AND INJURIES TREATED BY UNITED STATES IMMIGRATION SERVICE (MEDICAL DIVISION), PORT OF NEW YORK, N. Y., FISCAL YEAR ENDING JUNE 30, 1903—Continued.

	On hand from previous year.	Admitted to hospital during year.	Total treated.	Recovered.	Improved.	Not improved.	Died.	Remaining at end of year.	Deported.
Burn of—									
Scalp		1	1	1					
Leg and body		3	3	3					
Shock following operation		1	1				1		
Scald of—									
Foot		1	1	1					
Face		1	1		1				
Burn of skin of—									
Arm		3	3	1	2				
Leg		1	1	1					
Foot	1	2	3	1	2				
Wound of scalp—									
Contused		1	1	1					
Incised		2	2	2					
Lacerated		1	1		1				
Fracture of skull, vault and base	1		1		1				
Contusion of—									
Brain		1	1		1				1
Face		1	1		1				
Wound of forehead		1	1	1					
Fracture of nasal bone, compound		1	1	1					
Dislocation of lower jaw		1	1	1					
Contusion of eyelid		1	1	1					
Foreign body in eye		1	1	1					
Wound of cornea, incised		1	1		1				
Contusion of chest		1	1					1	
Gunshot wound of leg (old)		1	1			1			
Contusion of back		1	1		1				
Sprain of back		1	1		1				
Contusion of—									
Shoulder		1	1	1					
Arm		2	2		2				
Hand		1	1		1				
Sprain of wrist		1	1		1				
Wound of—									
Face		5	5	4	1				
Neck, incised		1	1				1		
Finger		2	2	1	1				
Hand		3	3	2	1				
Suppurating		1	1	1					
Incised		2	2	2					
Infected		1	1		1				
Knee, lacerated		2	2		1			1	
Fracture of—									
Clavicle	1	2	3	3					
Radius		1	1		1				
Ulna		1	1					1	
Forearm, both bones		1	1	1					
Fingers		2	2	2					
Thumb, comminuted		1	1	1					
Contusion of—									
Thigh		4	4	3	1				
Hip	1		1		1				
Leg	1	1	2	2					
Foot		1	1	1					
Ankle		2	2	2					
Sprain of—									
Foot		1	1	1					
Ankle		7	7	3	2			2	
Wound of—									
Thigh, lacerated		1	1	1					
Leg—									
Punctured		1	1	1					
Incised		1	1		1				
Foot		2	2	2					
Infected		2	2	2					
Fracture of—									
Patella		1	1	1					
Tibia		2	2	2					
Fibula		1	1	1					
Femur		3	3	1	2				

MEDICAL AND SURGICAL REPORT OF DISEASES AND INJURIES TREATED BY UNITED STATES IMMIGRATION SERVICE (MEDICAL DIVISION), PORT OF NEW YORK, N. Y., FISCAL YEAR ENDING JUNE 30, 1903—Continued.

	On hand from previous year.	Admitted to hospital during year.	Total treated.	Recovered.	Improved.	Not improved.	Died.	Remaining at end of year.	Deported.
Fatty tumor of face	.....	1	1	.....	.....	1	.....	.....	.....
Observation	.....	636	636	588	.....	.....	.....	48	.....
Infancy	.....	37	37	.....	.....	37	.....	.....	.....
Accompanying	49	826	875	828	.....	.....	.....	47	.....
Total	164	5,564	5,728	3,599	512	1,046	135	436	889

GEO. W. STONER,
Surgeon, Public Health and Marine-Hospital Service,
In Charge of Medical Division.

As illustrative of the conditions under which the immigration and Chinese-exclusion laws are now being enforced in the island of Porto Rico, the report of the commissioner of immigration at San Juan is given.

UNITED STATES IMMIGRATION SERVICE,
OFFICE OF THE COMMISSIONER,
San Juan, P. R., July 20, 1903.

SIR: I have the honor to forward statistical report on form 1582 A, covering the entire fiscal year ending June 30, 1903, for the district of Porto Rico.

Vessels of the following steamship lines bring aliens to the ports of Porto Rico: Campañía Transatlántica (Spanish), from Barcelona, Cadiz, Malaga, Las Palmas (Canary Islands), and Genoa, Italy; on return voyage from Habana, Cuba, Vera Cruz, Mexico, Colon, and other ports of South America. Pinillos, Yzquierdo & Cia. Line, from Caruna, Barcelona, Cadiz, and Canary Islands ports; on return voyage, from ports of Cuba and Mexico. Larrinaga Line from Liverpool. Serra Line from Liverpool, touching at Spanish ports en route; Campagnie Générale Transatlantique (French) from Havre, France, and St. Thomas, Danish West Indies; on return trip from ports in Haiti and Santo Domingo. Intercolonial Line (French) from Havre, France, and St. Thomas; on return trip, from Santo Dominican ports. Hamburg-American Line, from Hamburg, Germany, and St. Thomas. Red "D" Line, from South American ports of La Guayra, Maracaibo, and Danish West Indian Island of Curaçao. Herrera Line (Cuban), from Cuba and Santo Dominican ports. In addition to these regular lines, sailing vessels come from Nova Scotia, ports of Spain, and many of the West Indian islands.

The greatest percentage of immigration to Porto Rico, as in the fiscal year 1901–2, is of the Spanish race, some of whom were here before the American occupation and retaining property interests, others coming to seek employment, desiring the better wages which they see prevail under the American form of government. As a class they are healthy, in good financial condition, and make desirable additions to the population, although they retain their allegiance to the Spanish Government.

The percentage of African (black) from the West Indies is small, which, in my judgment, is as it should be, principally on account of their being the strongest competitors of the native labor element. The provisions of the immigration act approved March 3, 1903, having greatly aided in restricting immigration of this character, the steamship lines interested in this class of business having adopted the policy of accepting as passengers only those who conform to the provisions set forth on the manifests under the new act and whom they are reasonably certain will be eligible to land in Porto Rico.

A few illegal entries have been made on the coasts of Curebra and Vieques, but with the assistance of the insular police officials and customs guards we have been enabled to detain them until Treasury warrant could be received for their arrest and deportation. These islands are situated so close to St. Thomas and other foreign West Indian islands that entrance to them is easy by small boats. The predominance

of the criminal class among those who have attempted entrance in this manner indicates the necessity of the most restrictive measures to prevent this character of immigration. The effectiveness of this branch of the service would be greatly improved were permits obtained that the immigration officials be granted transportation on the navy vessels plying between the ports of Porto Rico and Curebra.

A great many islanders from other West Indian islands would like to come to Porto Rico on account of the difference in wages paid here and in their own countries, but as there is sufficient Porto Rican labor this immigration is discouraged and prohibited to the full extent permissible under the immigration laws.

In this connection I desire to quote from Governor Hunt's report for the year 1902, as follows:

"Ever since the civil government was established there has been a complaint by the inhabitants of the island of Vieques that they could not secure laborers to harvest their sugar crop. In the days of the Spaniards these planters brought canefield hands from the neighboring French and English West Indian islands, but now that the immigration laws obtain they are forced to obtain labor upon the main island of Porto Rico. They have several times requested that modifications be sought from Congress of the present immigration laws, but we believe that that is unnecessary. It is said by the Vieques planters that the native from the main island complains that his health is not good in Vieques; but with the vast amount of laborers that there are here a sufficient number can surely be had to do the necessary work in Vieques."

After personal investigations of the conditions existing in Vieques, and being assured by the planters that they could use some of the surplus labor of Porto Rico, an effort was made to interest the various labor organizations that were continually complaining of the lack of employment in adopting means to cooperate with the planters, but as yet there have been no results, due to the fact that the planters do not offer a sufficient rate of wages to interest the laborers of the island of Porto Rico proper.

The two principal labor organizations are the Federacion Regional and the American Federation of Labor, each having many branch organizations and members. The greatest difficulty they have to contend with is the lack of good feeling, owing to the desire of both societies to take active part in the local politics of the island.

Wages have materially increased under American administration, especially at the larger "centrals," such as Aguirre and Guanica, where considerable attention is given to the wish of the employees. These and other estates pay at the rate of from 50 cents to $2.50 per day, in proportion to skill and experience, common laborers receiving 50 cents, foremen from 75 cents to $1.25, sugar boilers $1.50, and machinists from $2 to $2.50.

The extension of the service by the appointment of an inspector for Ponce has been of practical benefit in that the work is entirely in charge of immigration officials. With headquarters at Ponce the inspector has supervision over the south and west coasts, taking in the port of Mayaguez, making official trips there when necessary. The presence of an inspector in this field has caused more strict observance of the immigration laws and regulations on the part of the steampship lines bringing passengers to these ports. Under the present arrangement careful and thorough examination is made of every alien applying for admission, prompt hearings before the board of special inquiry are had, and the service generally is in good condition. Several debarments and deportations of aliens attempting to gain admission for the purpose of taking employment under contract at sugar centrals have been made, and careful observation is maintained over this feature of immigration.

Under the provisions of section 4 of the act of Congress approved April 29, 1902, entitled "An act to prohibit the coming into and to regulate the residence within the United States, its Territories, and all territory under its jurisdiction, and the District of Columbia, of Chinese and persons of Chinese descent," certificates of registration have been issued to 35 Chinese laborers and persons other than laborers, the duplicates and applications for which being kept on file in the office of the commissioner of immigration at San Juan, together with an alphabetical record of all such certificates issued. There have been no recent admissions of Chinese into Porto Rico, and, with a few exceptions, those now living on the island were transported from Cuba as prisoners by the Spanish Government. They follow the occupation of cooking, weaving, gardening, cigar making, and common laborer.

Very respectfully,

FRED V. MARTIN,
United States Commissioner of Immigration.

Hon. F. P. SARGENT,
Commissioner-General of Immigration, Washington, D. C.

Thus far the administration of the immigation and Chinese exclusion laws in the Philippine Islands, which had been placed in the hands of the Philippine Commission, has not been assumed by the Bureau. Until the passage of the act approved March 3, 1903, it was clearly the intent of Congress that the said Commission should control the enforcement of the immigration laws in said archipelago, although the particular authority in regard to the registration of Chinese laborers resident therein, conferred by the act of April 29, 1902, upon the Commission, by inference left the administration of the other provisions of the Chinese exclusion laws under the same control, by which they are enforced in the other territory of the United States. By the terms of the first-mentioned act, however, its provisions in all respects, are extended to "all waters, territory, or other place now subject to the jurisdiction" of the United States. As one of these provisions places the execution of the laws in the hands of the Commissioner-General of Immigration, it would seem that steps should be taken at as early a date as practicable to establish immigration stations for the inspection of both Chinese and other aliens at such of the Philippine ports as may be deemed necessary to prevent violations of law.

STATISTICS OF CRIMINAL, PAUPER, AND DISEASED ALIENS IN THE UNITED STATES.

Too brief a time has elapsed since the passage of the recent act (March 3, 1903) to enable the Bureau to avail itself so effectively of the authority conferred thereby to such an extent as to enable it to present statistics from the State reformatory, penal, and charitable institutions as to the alien inmates thereof. Enough, however, has been learned to convince the Bureau that the inadmissible classes of aliens should be somewhat enlarged. Thus, no diseased or physically incapable person should be admitted to the United States. The number coming is large enough to justify a rigid censorship, so as to exclude all those whose presence would be, either at the time of arrival or soon thereafter, a burden upon some community. With the same purpose in view an age limit might be presented—say, 60 years—and every alien applicant for admission who had passed that age should be refused a landing unless possessing a son or daughter in this country amply able to provide for such alien.

It seems hardly necessary to enlarge upon the importance from this point of refusing admisson to aliens suffering with disease, whether of a communicable nature or not. To meet with the physical conditions in a new and strange country, to avoid the risk of pauperism therein, diseased aliens should at least exhibit so much prudence as to await recovery in their own homes.

By the expiration of the ensuing fiscal year the Bureau believes that it will be able to present figures bearing upon this subject which will doubtless carry more weight than any argument it can now offer without such support.

INDUCEMENTS TO IMMIGRATION.

Very wisely Congress endeavored as far back as 1891 to restrict immigration to those who voluntarily, for reasons which ordinarily induce men to change their homes, endeavor to enter this country. In the act approved March 3 of that year section 1 places the burden

ALIENS WAITING FOR TICKETS AT RAILWAY TICKET OFFICE, ELLIS ISLAND STATION.

pp. 85–96
missing ??

1903

is substituted for the Chinaman bailed some other Chinaman who is willing to return to China at the expense of the Government. Thus there results both an entry in violation of law and a fraud by which the Government pays for a trip home of the substituted Chinaman. This last abuse is due to the difficulty of distinguishing Chinese persons from one another and could readily be obviated by a resort in such cases to the Bertillon system of identification, recommended in my last annual report.

This was the situation prior to and at the time of my last report. It will be readily conceded that the situation was a difficult one to meet; but, if it could not be remedied in some manner, I felt that the enforcement of the Chinese-exclusion laws was merely an idle ceremony enacted at our seaports, whose chief practical advantages inured, at the expense of American lines, to the benefit of the carriers of foreign countries. From the Chinese point of view it would be not only easier, but carry with it a great extra inducement, to use the Canadian Pacific line in preference to the lines with terminals on the Pacific border of the United States, since it was not only easier to enter the country across the land boundary, but it offered the probable reward of American citizenship. Reports from officers of the Bureau showed that the Chinese coming to this country through the Dominion of Canada were permitted to remain for ninety days in that country, under bond, without payment of the $100 head tax imposed by it on such immigration. They were taken to Montreal, and there during the bonded period were thoroughly trained and supplied, for a consideration, with the necessary witnesses whom they could thus identify on trial and whose testimony they could then corroborate. So equipped, possessing the right of appeal and release on bond, they were, as events showed, in a position to defy the administrative officers, and even become American citizens, the law to the contrary notwithstanding.

Upon this point the Bureau quotes the following extracts from a report by an officer specially detailed to examine the conditions on the Canadian boundaries:

U. S. IMMIGRATION SERVICE, CHINESE BUREAU,
San Francisco, Cal., May 30, 1903.

Hon. F. P. SARGENT,
Commissioner-General of Immigration, Washington, D. C.

SIR: * * * To acquaint myself with all that might bear on the subject, I called at the Chinese bureau at New York and Boston, conversed with the Chinese inspectors and interpreters, attended the trial of cases at Ogdensburg, interviewed the Chinese themselves at different points in their own language, read whatever notices I saw in Chinese, called at their stores, schools, restaurants, and laundries, and at every opportunity gathered what information I could on the subject.

I found that in this section of the country Chinese gain admission into the United States by smuggling, by applying openly through the regular channels as members of the exempt classes, or by surrendering themselves a short distance from the border for arrest and trial, as a rule, under the guise of being natives of the United States. As to the first-mentioned class, the number is being reduced, owing to the constant vigilance of our officers on both sides of the border. As to the second class, the inspector in charge of the Brooklyn district, as well as the one in charge of the Boston district, I found to be good, efficient officers, and cases are submitted to a thorough investigation. It is the third class—that of the so-called "natives"—that calls especially for correction. There are several points near the Canadian border, such as Malone, Ogdensburg, Plattsburg, and Rouse Point, where Chinese of the class last mentioned are taken for trial. This class comprises Chinese who have come from China and have camped at Montreal, until such time as the members of the ring engaged in working up their defense could secure witnesses to testify to their alleged nativity.

I attended the trial of several such Chinese, on whose behalf the claim of being natives of the United States was made, which, I was creditably informed, fairly illustrated the usual method of trying this kind of cases. At the time set the case of Ah Sing or some other Ah would be called, and with the defendant absent from court throughout the whole session one other Chinese would be put upon the stand to testify to the defendant's having been born in the United States—most likely in the Chinatown of San Francisco, the alleged birthplace of tens of thousands of others that have made the claim at various times and at various places before him. Upon the uncorroborated testimony of this one Chinaman the other Chinaman, awaiting the issues in jail, would be declared a native of the United States. This goes on week after week and month after month, and has been going on for years. One of the Federal judges estimated that if the story told in the courts were true, every Chinese woman who was in the United States twenty-five years ago must have had at least 500 children. (Report of Proceedings of Chinese-Exclusion Convention, held at San Francisco November 21 and 22, 1901, p. 51.) By this method thousands of Chinese—upon the admission of the Chinese themselves—have been allowed not only to enter and remain in the United States, but declared to be native-born citizens thereof, each with a vote and qualified to participate in the political affairs of this country.

The evil done to the Commonwealth of the United States in this phase of the admission of Chinese can not be overestimated. Every Chinese who is admitted as a native born is entitled to a vote and to all the franchise and election privileges of American citizenship. Coolies who have never seen the shores of America until they came here on a ship have been able to avail themselves of this method to enter and remain in the United States as American citizens. Coming here as full-grown men in a great many instances, and not speaking a word of English, they leave our jails soon after crossing the Canadian border qualified to take part in elections, to dictate, as far as their numerical strength will give them power, the future character of our Government. There are notable exceptions, but the character of the classes of Chinese who have been here for some time shows what would be their influence in public affairs if intrusted with the responsibilities of citizenship, or if they only exercise the influence they possess as voters. Chinese may be expected to vote for China whenever China should be an issue. On all other occasions the franchise would be converted into a commodity offered to the highest bidder, for the reason that no sense of its value or dignity is entertained. It presents a subject that goes far beyond the economics of labor. The very political life of our nation is affected by this method of admitting Chinese.

How far-reaching the effect of such a method is can be appreciated only when it is borne in mind that not only the Chinese who may be thus admitted are made citizens, but also their alleged children, though born in China. (Op. S. T., Aug. 3, 1898.) With the same kind of Chinese testimony there is practically no limit to the number that might be imported on that ground. That they have not as yet come forward in considerable numbers as voters is not a criterion by which to judge either the number eligible to vote or their inclination to avail themselves of the privileges of their acquired citizenship. It is the nature of the Chinese to work quietly and persistently and at the right moment. When the number is large enough to constitute a balance of power the votes will be forthcoming. I know that they appreciate this, and that they are working quietly toward that end. As far back as 1878 Judge Sawyer, in the circuit court of the United States of the ninth judicial circuit for the district of California, denied the application of one Ah Yup for naturalization. Ah Yup's was a test case. What the Chinese can not secure legitimately they have frequently secured by means of perjury under the false claim of being natives of the United States.

Wives of bona fide Chinese natives of the United States have been declared to be entitled to admission. (Synopsis 22551.) Every Chinaman by having himself legally declared a native, though through perjury, may bring over a slave girl as his wife, since such commands a market price of from $2,000 to $3,000 in the United States.

My reference to the manner in which Chinese are made citizens in the courts in the districts referred to above does not reflect on the commissioners or the district attorneys. These, from all that I have learned, are honest, conscientious men. The evil is in the system—that of endowing one Chinese with the privileges of citizenship (allowing him in the country incidentally) on the word of only one other Chinaman. All who have had any experience with the way many Chinese of this class testify know how unreliable their testimony is. With the defendant out of court, with only one witness to testify to the one important fact, that of nativity, there is well nigh no room for successful cross-examination, all respectable Chinese fearing to come forward to controvert the testimony offered in these cases.

It is a notorious fact that this system is availed of by a ring organized to facilitate

the admission of Chinese for pay and by means of perjury. One of the members of this ring goes up and down the country scouring for such countrymen of his as would be willing to learn the story which they are to testify to afterwards in court at so much per head. At the trial another member of the ring—oftener two members—sit in front of the witness to indicate to him if necessary whether or not a certain unexpected question has been answered aright. These men pose as "interpreters" to the attorney for the defendants, but their true character is a matter of common knowledge. The same two men, or three men, including the one going about scouring for witnesses, and their attorney represent about 75 per cent of all the cases tried near the Canadian border. There is an openness about the whole matter that is simply astounding. The tremendous fraud is hardly disguised. The attorney for these people said in the hearing of Chinese Inspector Berkshire and myself, "We expect 150 natives by this boat, if they all come." If they came it would be safe to say the majority would be landed. Of a thousand that were tried the past year, I have been informed that about 750 were made citizens. The system as adopted at present at the commissioner's court is therefore totally inadequate to cope with the situation.

There is a bold defiance also about the ringleaders of this business that calls for severe comment. The atmosphere in that section of the country is surcharged with this spirit, and is meant to be felt by honest officers of the Department. The boast is openly made that an officer who should be so foolish as to oppose their business would have charges piled up against him. What bribery can not do they would attempt to accomplish by threat boldly insinuated.

The prices of the trade in evading the exclusion act by means of a trial at court, and how they are apportioned, are matters of common knowledge among the Chinese and those charged with the duty of enforcing that law. The amount charged to bring a coolie from China and land him at Malone, Ogdensburg, Plattsburg, or any of these points is said to be $300, divided as follows: $20 for the perjured testimony, $20 as commission to the middleman for obtaining the applicant, $20 toward what is called "the Government interpreter's fund," $80 for the attorney, and the balance for transportation, incidental expenses, and the members of the ring.

* * * * * * *

To revert now to the class of Chinese that have been smuggled into the country from time to time at different points for some time back. It is estimated that there are of such something like 10,000 in the States bordering on the Atlantic coast, a large number of these holding fraudulent papers, which have a regular market value. Many of those who hold fraudulent papers are made victims of blackmail, as a result of which even members of their families in China are made to want. There have been so many such cases that the more respectable among the Chinese deplore the further smuggling of their people into the United States.

To meet the difficulties mentioned above I beg to recommend as follows: That the present method of making citizens at the courts be brought to the attention of Congress, and that that body be asked to supply the remedy. It is believed that Congress has plenary authority to prescribe the rules of evidence, or to determine what shall constitute the competency of witnesses in all deportation cases. (U. S. *v.* Williams, 83 F., 997.) This decision refers to aliens, but the law presumes every Chinese to be an alien until proven otherwise. Should more than one witness be demanded in each case, there would be better ground for cross examination, and the number denied would be increased. Should the commissioners be empowered to ask for two or three more witnesses in each case, he would increase the cost of the cases to such an extent that the ring would have to go out of business. Up to the present the ring has found profit in the business. By using one witness they have succeeded in landing so large a proportion of their shipments that, taking profits with losses, the balance is in their favor. When the strictness of the Government so increases the expenses, including losses, that the balance would be on the wrong side, the ring would fall too.

I would ask that the widest discretion be given the judge or commissioner in his rulings on the credibility of witnesses and admission of evidence, and that the Chinese be called upon to bring all the evidence of which the cases are susceptible.

At the trial the Chinese who pose as interpreters for the defendant's attorney should not be allowed to sit where the defendant may take his cue from them as to how his answer should be given.

* * * * * * *

Under these circumstances the prime necessity was to break up the coaching schools in Montreal. With this end in view, negotiations were opened with the officers of the Canadian Pacific line, as a result of which the following arrangement was concluded, by which all Chinese

persons destined to the United States are delivered directly to administrative officers, and those rejected returned by said line, so far as resort to habeas corpus proceedings either in this country or in Canada will permit, to China at the expense of said line.

This agreement, made and entered into this 23d day of February, 1903, by and between Frank Perley Sargent, Commissioner-General of Immigation of the United States of America, subject to the approval of the Secretary of the Treasury, on behalf of the United States, party of the first part, hereinafter designated "the Government," and the Canadian Pacific Railway Company, party of the second part, hereinafter called "the company," witnesseth:

Whereas under the provisions of section 7 of the act of the United States Congress approved September 13, 1888 (25 U. S. Stat., p. 47), reenacted by section 1 of the act of April 29, 1902, all Chinese persons, except Chinese diplomats and consular officers and their attendants, are forbidden "to enter the United States except at the ports of San Francisco, Portland (Oreg.), Boston, New York, New Orleans, Port Townsend, or such other ports as may be designated by the Secretary of the Treasury;" and

Whereas the Secretary of the Treasury, acting under authority of said acts, has added to the ports of entry for Chinese persons Richford and St. Albans, Vt.; Plattsburg, Niagara Falls, and Buffalo, N. Y.; and Pembina, N. Dak., along the northern border of the United States; and

Whereas it is considered advisable by the said Commissioner-General, in order more effectually to carry out the purposes of the treaty and laws in relation to the exclusion of Chinese, to frame new regulations as to the entry of Chinese along the land borders of the United States; and

Whereas the said company is willing to comply with the provisions of the United States laws in relation to the exclusion of Chinese, and with regulations issued by the Government thereunder, so far as the same may be applicable, and so far as they may control vessels or transportation lines bringing Chinese persons to seaports of the United States;

Now, therefore, it is agreed:

First. The Government will establish and maintain at Richford, Vt., Malone, N. Y., Portal, N. Dak., and Sumas, Wash., which shall be the sole ports of entry during the continuance of this agreement for Chinese persons coming into the United States in transit overland through Canada other than Chinese diplomatic and consular officers and their attendants, along the northern border of the United States suitable detention houses, properly equipped with all conveniences necessary for the comfort, care, and isolation from outside communication and for the safe custody of Chinese persons brought to said houses and delivered to Government officers by said company while such persons are detained thereat awaiting examination and a final determination of their alleged right to enter the United States.

Second. The company will require from all Chinese persons seeking passage on its steamships to the United States, if of the classes enumerated in Articles II and III of the convention of December 8, 1894, the production of certificates complying with the requirements of section 6 of the act approved July 5, 1884, and section 7 of the act of September 13, 1888, as modified and confirmed by the act of April 29, 1902. The company will agree further to make such examination as it reasonably can to satisfy itself that Chinese claiming to be of the classes entitled by treaty or law to come into the United States are entitled so to enter.

Third. The company will deliver to the officers designated for that purpose by the Government, at those ports along the Canadian border hereinbefore described as the sole ports of entry under the terms of this agreement, lists in accordance with section 8 of the act of May 6, 1882, of all Chinese persons brought on board its steamships to any Canadian port destined to the United States in transit through Canada, and likewise deliver into the custody of said officers all such Chinese persons brought to any Canadian port and carried in transit through Canada destined to the United States, but the transfer of such Chinese persons to the houses mentioned in Article I of this agreement shall not be construed to be an admission to the United States until, in each case, the right of such Chinese persons to enter the United States shall have been finally determined.

Fourth. The company agrees to provide, free of expense to the Government and under the supervision and control of the Commissioner-General of Immigration, reasonable maintenance and hospital treatment for all such Chinese persons so delivered and detained pending the final determination of their right to enter the United States, upon condition that similar obligations are imposed upon steamship companies bringing Chinese persons to seaports of the United States.

Fifth. The Government agrees that all Chinese persons delivered to its officers by said company in accordance with the terms of this agreement shall have all the rights as to prompt hearing of their cases, consultation with legal counsel, perfecting of their appeals to the Secretary of the Treasury, and in all other respects that are accorded to Chinese persons detained at seaports of the United States.

Sixth. Immediately upon receiving notice that the Government has finally determined that any Chinese person so delivered by the company and detained as hereinbefore described can not lawfully be admitted to the United States, said notice being given within a reasonable time—whenever practicable at least twenty-four hours before the departure of the last of its trains to make connection with the sailings of its steamships—the said company agrees to take such Chinese person on board, place him in charge of an official of the company, who will safely guard and conduct him to the seaport of departure and deport him to the foreign port of his original embarkation free of cost to the Government; but it is understood that in the event of the Government returning any Chinese person so brought in by the company by any other line than that of the company, the whole cost and expense of such return shall be borne by the Government.

It is further understood and agreed that at the company's request the Government will hold Chinese, finally ordered to be deported, in the detention houses a reasonable time to accumulate a sufficient number in order that the company may not be put to unnecessary expense in deporting them, reasonable maintenance and hospital treatment to be provided by the company while so detained.

Seventh. It is further agreed that all Chinese brought by said company destined to the United States who land at ports of the Puget Sound district of the United States instead of going overland in transit to border ports of the United States, mentioned in this agreement, shall, if finally rejected by the United States authorities, be deported by said company in the same manner as if brought overland in transit through Canada, as provided by this agreement.

Eighth. This agreement shall be subject to revocation by either party upon sixty days' written notice and shall become operative thirty days from date thereof, or as soon thereafter as said Commissioner-General shall notify said company that he is ready to receive Chinese at the ports above mentioned under this agreement. It is understood that the promises of the company as contained in this agreement are given solely upon the condition that similar obligations be imposed upon and enforced by the Government against steamships bringing Chinese persons direct to United States seaports.

In witness whereof the parties have hereunto set their hands and seals, the seal of said corporation having been affixed and this agreement signed in its name and behalf by its president and secretary, on this 23d day of February, A. D. 1903.

THE CANADIAN PACIFIC RAILWAY CO.,
T. F. SHAUGHNESSY, *President.*
S. DRINKWATER, *Secretary.*
FRANK PERLEY SARGENT,
Commissioner-General of Immigration.

Approved by—

L. M. SHAW,
Secretary of the Treasury.

What defects may develop in this arrangement it is yet too soon to foresee, but I am confident that a serious check has been interposed to the unlawful entrance and naturalization of Chinese persons by resort to the Canadian route, and that a large item of expense in deporting those found to be here unlawfully has been saved. Suitable quarters have been rented at the ports of entry named in said agreement, those at Richford, Vt., and Malone, N. Y., have been properly equipped and furnished, and, under skilled officers, will soon be in operation, and within as short a time as practicable those at Portal, N. Dak., and Sumas, Wash., will also be ready for use. This I regard as a long stride in the direction of preventing the abuses above outlined; but, at the same time, consider it as an impending necessity to effect some corresponding arrangement as to the Mexican boundary which will, undoubtedly, be the next point of attack.

ARRESTS OF CHINESE PERSONS CROSSING THE LAND BOUNDARIES OF THE UNITED STATES, AND THE DISPOSITION OF THEIR CASES BY UNITED STATES COMMISSIONERS AND COURTS.

	1901.			1902.			1903.		
	Deported.	Discharged.	Total.	Deported.	Discharged.	Total.	Deported.	Discharged.	Total.
Canadian border:									
East of Ohio	171	358	529	258	417	675	333	485	818
West of Ohio	87	18	105	80	61	141	220	105	325
All other districts	182	81	263	181	131	312	151	126	277
Total	440	457	897	519	609	1,128	704	716	1,420

REGISTERED CHINESE LABORERS.

The following table shows, by ports, the number of registered Chinese laborers who departed from the United States during the year, as well as the number who were readmitted upon the submission of proof satisfactory to administrative officers that they had property, or debts, of the required amount, or lawful wives, parents, or children in this country:

TABLE XVI.—ARRIVALS AND DEPARTURES OF REGISTERED CHINESE LABORERS DURING FISCAL YEAR ENDED JUNE 30, 1903.

	Departure of laborers.	Return of laborers.		Departure of laborers.	Return of laborers.
Astoria, Oreg	3	7	Portland, Oreg	.....	1
Buffalo, N. Y	6	14	Port Townsend, Wash	356	251
El Paso, Tex	1	.....	Richford, Vt	87	87
Honolulu, Hawaii	457	456	San Diego, Cal	.....	4
New York City	1	2	San Francisco, Cal	868	517
Niagara Falls, N. Y	.....	1	St. Albans, Vt	2	.....
Pembina, N. Dak	34	47			
Plattsburg, N. Y	180	122	Total	1,995	1,459

The relatively small number of those returning through the port of Plattsburg, N. Y., and Richford, Vt., deserves especial attention in view of what has been said elsewhere relative to the practice on our northeastern land boundary, of boldly entering and taking the chances of proving birth in this country before United States commissioners. Many of the abuses connected with this class of Chinese immigration, arising either through the acceptance of insufficient proof of property or debts in this country, or through the somewhat improvident issuance of duplicate certificates in lieu of originals claimed to have been lost or destroyed, will, it is believed, cease hereafter, as a result of referring the decision of questions relating thereto to officers of the Bureau, who will exact reasonable proof of the claims made by such Chinese persons. The inducements for the pawning and transfer of certificates of residence, a fertile source of frauds, will also cease.

THE EXEMPT CLASSES.

In Table XVII is given a comparative statement of the number of arrivals of Chinese persons of the exempt classes during each of the past two years, showing an increase in such arrivals for the year

to which this report relates of 255, and in the admissions of such amounting to 266. These exempt persons include resident merchants returning to the United States, merchants resident in China or some other foreign country, teachers, students, travelers for curiosity or pleasure, officers of the Chinese Government, and the lawful wives and minor children of merchants.

Elsewhere in this report will be found a statement of the number seeking the privilege of transit through the United States, as well as of those Chinese persons who claim exemption from the provisions of the laws and treaty in relation to the exclusion of Chinese, on the ground of birth in this country.

TABLE XVII.—SHOWING THE NUMBER OF CHINESE PERSONS OF THE EXEMPT CLASSES ADMITTED AND REJECTED AT THE PORTS OF THE UNITED STATES DURING THE FISCAL YEARS ENDED JUNE 30, 1902 AND 1903.

	1902.						1903.		
	Admitted.	Rejected.	Pending.	Out on bond.	Admitted by courts.	Total applications.	Admitted.	Rejected.	Total.
Astoria, Oreg	13	.....	.....	.....	.....	13	26	.....	26
Buffalo, N. Y	1	.....	.....	.....	.....	1	.....	.....	.....
Honolulu, Hawaii	75	11	.....	.....	.....	86	101	2	103
Niagara Falls, N. Y	1	3	.....	.....	.....	4	.....	.....	.....
New York, N. Y	1	8	.....	.....	.....	9	1	1	2
Pembina, N. Dak	18	6	.....	.....	.....	24	21	5	26
Plattsburg, N. Y	57	17	.....	.....	.....	74	75	8	83
Portland, Oreg	7	18	.....	.....	.....	25	13	4	17
Port Townsend, Wash	394	98	.....	.....	.....	492	344	72	416
Richford, Vt	26	.....	.....	.....	.....	26	10	.....	10
San Diego, Cal	12	4	.....	.....	.....	16	.....	.....	.....
San Francisco, Cal	652	52	11	3	16	734	932	144	1,076
Total	1,257	217	11	3	16	1,504	1,523	236	1,759

Much the largest proportion of these classes is composed of resident merchants and their minor sons. The Bureau believes that much of the uncertainty as to the merits of such cases might be obviated by requiring alleged mercantile firms to file complete lists of their membership, accompanied by photographs and descriptions of each of the members, the amounts respectively owned by them, the dates upon which such ownership was acquired by each partner, and the nature of his personal occupation therein. They should also be required to give prompt information to the officer in charge of the enforcement of the Chinese exclusion law in the district where such mercantile firm is engaged in business, of any changes in their membership. A record of this character would not only exclude those who merely pretend to be resident merchants, but would also facilitate and insure the admission of those entitled thereto. It is a notorious fact that many small grocery establishments have 20 or more professed firm members, each claiming an interest of $1,000 therein, and at no time can the business done furnish a support to more than a small minority of such partners, nor frequently can more than 4 or 5 members, and sometimes fewer, be found at the business stand. In many instances the other partners are found to be merely laborers, whose calloused hands show plainly the nature of their occupation, pointing plainly to the conclusion that the alleged ownership and employment in a mercantile business is a mere pretense to secure them from arrest and deportation as unregistered laborers. Doubtless there are many so-called mercantile firms

whose merchandise consists principally of Chinese laborers, the unlawful importation of whom constitutes a vastly more lucrative business than selling the teas, rice, oil, and trivial Chinese wares which are the ostensible sources of their support.

A significant feature of the minor son cases is that usually those Chinese persons who pose as such for the first time feel the need of a father's nurture and training when they are approximating their majority, often, moreover, belying their alleged tender age, by exhibiting the physical characteristics of fully matured men. Once admitted, they are lost in the mass of their countrymen and may, with comparative impunity become, and continue indefinitely to be, laborers. Should they, however, be found laboring and fail to produce the certificate of residence prescribed by law, they can be arrested, and by the means already described, undertake with some confidence of the result, to convince the United States commissioner before whom they are taken that they were born in the United States. Such cases are not imaginary. Within a short time, a registered Chinese laborer has surrendered his certificate of residence, which was a confession that he was amenable to the Chinese exclusion law, because he had been arrested and taken before a United States commissioner, who discharged him as an American citizen. He, therefore, preferred to rely upon the written judgment of the commissioner to establish his right to be in this country, and accordingly freely relinquished the certificate on which he had formerly relied.

CHINESE PERSONS IN TRANSIT.

A very large number of Chinese persons who apply at our ports for admission desire to pass through the United States to adjacent foreign territory. In my last annual report the opinion was expressed that the majority of such persons did not intend to remain in such foreign territory. The destinations to which they almost invariably proceed are somewhere in Mexico, whence I still believe most of them intend—and many of them accomplish that purpose—to cross into the United States. This fact, with the results anticipated from the effective handling of Chinese attempting to enter unlawfully from Canada, renders it of paramount importance to establish and maintain along the Mexican border a large and active corps of inspectors.

The bulk of the applications for the privilege of transit are made at San Francisco, comparatively few entering this country for that purpose elsewhere. The number of such applications during the year is shown in the tabulated statement from that port.

TABLE XVII A.—SHOWING NUMBER OF CHINESE PERSONS PERMITTED TO PASS THROUGH TO FOREIGN COUNTRIES DURING THE FISCAL YEAR ENDED JUNE 30, 1903.

Port.	Number.
New York, N. Y	49
Plattsburg, N. Y	299
San Diego, Cal	1
San Francisco, Cal.[a]	1,756
Eagle Pass, Tex	42
New Orleans, La	81
Total	2,228

[a] Chinese passing through the United States in transit to China not included.

CHINESE SEAMEN.

By far the most important event during the year in relation to the enforcement of the Chinese exclusion laws was the ruling of the Attorney-General that Chinese may be lawfully landed in the United States for the purpose of being signed before a United States shipping commissioner to man American vessels as seamen. This opinion was rendered in compliance with the request of counsel for the Pacific Mail Steamship Company, the Bureau having directed that the landing of Chinese seamen under such conditions and for such use would be a violation of both the alien contract-labor and the Chinese exclusion laws.

The opinion, in my judgment, discloses a serious defect in both laws, and it is accordingly recommended that suitable amendatory legislation be enacted which will give that same measure of protection from alien contract labor to the seamen of this country which it was clearly the intent of Congress to bestow upon all classes of American labor, without distinction.

It is also urged that the Chinese exclusion laws should be amended in such manner as may be requisite to preclude any assumption that because of their occupation it was not the design of the treaty and laws to forbid the admission to the United States of Chinese to be employed as seamen, after arrival here, on American vessels.

Apart from any reason as to the merits of the amendatory legislation urged, it is of much importance from a practical point of view. Not the least difficulty of administration is to prevent the escape of Chinese seamen, so called, or their substitution for other Chinamen, during the time that the vessels of whose crews they are members are in ports of this country. Thus far the Bureau has resorted, at heavy expense, to the employment of guards. This device, however, is only partially effective, as it can not reach those who are granted the usual shore leave, nor can guards always prevent substitution. This subject is now being given careful consideration in connection with the preparation of the proposed new regulations. As will be readily seen, however, as a result of the decision above mentioned, the difficulty is greatly increased. A situation that heretofore was merely occasional, will now become practically uniform, and vessels in the trans-Pacific trade will be manned exclusively by Chinamen, whose services will doubtless be secured regularly, both because they will cost less than those of seamen of this country and because the absence of any organization of the former renders it easier for the employer to handle them in such manner as may seem most conducive to his own interest. Until Congress supplies the necessary remedial legislation, the Bureau can but apprehend many violations of law by the entrance of Chinese seamen.

PORT OF SAN FRANCISCO.

There is presented below a report from San Francisco, Cal., the principal port of entry for Chinese, accompanied by tabulated statements from which may be gleaned information as to the number, classification, purpose, and disposition of persons of that race applying for admission during the current year:

U. S. IMMIGRATION SERVICE, CHINESE BUREAU,
San Francisco, Cal., July 14, 1903.

SIR: * * * The result of this energy and general fidelity is shown in the few cases that are now in the detention loft undisposed of, as far as our office is concerned. The number is not above 35 all told, and of these 15 are alleged merchants' sons' cases on whose behalf no evidence has as yet been presented at this office. This small bal-

ance remains from a total of 1,892 cases that have been before this office for investigation and disposition during the last quarter ending June 30, 1903, made up as follows:

Total number of Chinese arriving at this port for the months of April, May, and June, 1903	631	
Transits	809	
		1,440
Cases of merchants and laborers giving ninety days' notice of their intended return	261	
Departing laborers	67	
Departing merchants	65	
Cases received from other points for investigation	59	
		452
Total		1,892

It is most gratifying to note that the results referred to have been accomplished in the face of great disadvantages, in that since my assumption to this office the majority of the experienced officers have been transferred to other districts, while their places have been taken by faithful but new men.

One other change for the more effectual carrying out of the exclusion act at this port, to which I desire to call your attention, is the system recently introduced and now perfected by which every case that comes before this office is recorded and may be traced from the time of its presentation until its final disposition. This system has the advantage of exhibiting the process of each and every case, which may be seen at a glance by those in authority, and at the same time precludes the possibility of outsiders knowing the particular inspector who is charged with the duty of investigating certain cases, which leaves our officers absolutely free from outside interference while the cases are being investigated.

Notwithstanding all that has been accomplished as the result of these and other measures for improvement, there is one more obstacle which if removed could greatly aid in putting an effectual stop to the practice of coaching, especially in alleged native-born and merchants' sons' cases, which can hardly be prevented, situated as the detention loft is at the present time. Moreover, it is a great hardship on the Chinese after a long voyage to be closely confined during an indefinite period pending final action in their cases. If the detention loft should be located on some island in the bay, where Chinese immigrants could have the benefit of some freedom and outside fresh air, it would greatly remove the hardship that is now forced upon them, and it would at the same time prevent coaching.

* * * * * * *

Respectfully, yours,

CHARLES MEHAN,
Chinese Inspector in Charge.

The COMMISSIONER-GENERAL OF IMMIGRATION,
Washington, D. C.

REPORT OF CHINESE BUSINESS TRANSACTED AT THE PORT OF SAN FRANCISCO, CAL., DURING THE FISCAL YEAR ENDED JUNE 30, 1903.

	Miscellaneous.		Merchants.		Wives of merchants.		Sons of merchants.		Daughters of merchants.		Natives.	
	Landed.	Denied.	Landed.	Denied.	Landed.	Denied.	Landed.	Denied.	Landed.	Denied.	Landed.	Denied.
1902.												
July	.....	.....	55	8	.....	.....	8	.....	.....	.....	14	6
August	.....	2	41	3	.....	.....	4	.....	.....	.....	19	13
September	7	2	52	6	2	.....	11	.....	.....	.....	24	26
October	4	2	57	8	5	1	13	1	2	.....	25	32
November	11	5	36	4	3	.....	14	.....	.....	.....	18	45
December	1	2	39	10	.....	.....	11	1	.....	.....	11	30
1903.												
January	1	.....	43	3	3	.....	22	2	1	.....	15	21
February	.....	1	8	3	1	1	14	3	1	.....	10	15
March	[a]65	.....	14	.....	1	.....	8	1	.....	1	5	20
April	6	1	18	3	1	.....	8	1	1	.....	16	28
May	1	.....	29	5	.....	1	10	3	.....	.....	21	40
June	[b]46	2	60	10	.....	.....	29	10	.....	.....	42	55
Grand total	142	17	452	63	16	3	152	22	5	1	220	331

[a] Minister's party. [b] Including 38 for St. Louis Exposition.

REPORT OF CHINESE BUSINESS TRANSACTED AT THE PORT OF SAN FRANCISCO, CAL., DURING THE FISCAL YEAR ENDED JUNE 30, 1903—Continued.

	Section 6.		Laborers with return certificates.		Landed.		Denied.		Total landed.	Total denied.	Total cases disposed of.
	Landed.	Denied.	Landed.	Denied.	Males.	Females.	Males.	Females.			
1902.											
July	.....	.....	50	.....	126	1	14	.....	127	14	141
August	5	.....	45	.....	113	1	18	.....	114	18	132
September	10	7	105	.....	206	5	41	.....	211	41	252
October	17	1	74	.....	190	7	44	1	197	45	242
November	8	5	77	7	161	6	66	.....	167	66	233
December	7	2	66	3	135	.....	47	1	135	48	183
1903.											
January	4	3	26	4	112	3	33	.....	115	33	148
February	.....	2	4	1	36	2	24	2	38	26	64
March	5	.....	6	1	95	9	21	2	104	23	127
April	19	1	5	10	69	5	44	.....	74	44	118
May	27	13	8	7	95	1	67	2	96	69	165
June	22	4	51	8	247	3	88	1	250	89	339
Grand total	124	38	517	41	1,585	43	507	9	1,628	[a]516	2,144

	Seeking admission.	Departing.			Refused admission, returned to China.	Deported.	Arrived in transit—						By steamship en route to China, transferred at this port.	Overland en route to China.
							For transfer by steamship.			To depart overland.				
		Males.	Females.	Total.			Permitted.	Denied.	Total arrivals.	Permitted.	Denied.	Total arrivals.		
1902.														
July	112	91	21	112	2	19	101	1	102	31	1	32	54	12
August	161	308	15	323	1	39	80	4	84	25	2	27	35	9
September	265	412	30	442	14	21	134	15	149	13	1	14	42	15
October	277	528	9	537	[b]34	26	146	9	155	12	6	18	60	13
November	191	819	22	841	[c]23	82	51	12	63	10	4	14	43	22
December	136	782	16	798	[d]29	45	84	3	87	15	5	20	31	18
1903.														
January	140	268	5	273	[e]42	38	79	21	100	3	10	13	8	13
February	40	169	2	171	9	20	15	.....	15	3	.....	3	16	6
March	166	184	13	197	6	45	113	.....	113	8	.....	8	27	54
April	132	213	16	229	5	79	415	.....	415	9	.....	9	73	15
May	248	225	14	239	5	10	241	1	242	11	.....	11	47	1
June	230	126	11	137	11	64	152	.....	152	5	.....	5	15	13
Total	2,098	4,125	174	4,299	[f]181	488	1,611	66	1,677	145	29	174	451	191

[a] Including 41 denied by this office and landed on appeal to Department. [b] Including 15 transits. [c] Including 13 transits. [d] Including 6 transits. [e] Including 32 transits. [f] Including 66 transits.

During the fiscal year 359 cases were taken out on writs of habeas corpus; 223 of which were ordered discharged, 118 ordered remanded, and 18 are pending.

SUMMARY.

Departing, voluntary	4,299
Refused admission, returned to China (not including 66 transits)	115
Deported	488
Remanded	118
Total departing and returned to China	5,020
Total landed	1,628
Excess departures over admissions	3,392

Respectfully submitted.

WILLIAM T. BOYCE,
Chinese Inspector.

Approved.

CHARLES MEHAN,
Inspector in charge Chinese Bureau.

INVESTIGATION IN CHINA.

I can not conclude this portion of the report without adverting to the ineffective system of examination of those Chinese persons of the exempt classes who secure section 6 certificates under the act of July 5, 1884. These certificates are issued by the Chinese superintendents of customs, and, besides the permission of the Government for the departure of the persons holding them, contain the other information in detail required by law. The statute further provides that the United States consul nearest to the place of residence of a Chinaman applying for his signature to such certificate shall "examine into the truth of the statements set forth in said certificate, and if he shall find upon examination that said or any of the statements contained therein are untrue it shall be his duty to refuse to indorse the same."

It is my duty to report that, whether through lack of facilities to make a thorough examination or the fault of the agent through whom this duty is discharged, the consular examination is practically of no value. The holders in many instances deny positively the statements and show in other ways that the law in regard to these certificates is complied with in a purely perfunctory way, thus rendering worse than useless a device which was intended to give the holder a reasonable assurance that he would be permitted to land should he undertake the long and expensive journey to our shores, and to protect this country by a preliminary examination at the holder's place of residence, where alone the facts entitling him to admission could be ascertained with certainty from the entrance of inadmissible Chinese persons. Under these circumstances the only reasonable course appears to be the assignment of competent and experienced officers of the Bureau, whose conduct will be subject to its constant supervision and control, to the consular officers in China for use by the latter in making the investigations required by law. Such an arrangement would also prove of advantage in other respects, as it would furnish the means of securing evidence in many cases in which administrative officers have now to depend so largely upon the testimony of Chinese persons.

GENERAL.

It is anticipated that good results will follow from the installation of the Bertillon system, for which the last Congress made an appropriation, although it restricted the use of the system to laborers. Thus far the installation has not been completed, nor has there been sufficient time to train the officers stationed at the various ports of entry in the use of the system.

Notwithstanding the increase in Chinese business, as is shown by the tabulated statements hereinbefore presented, the Bureau feels sanguine that its efforts to enforce the laws will prove much more successful than heretofore. As one reason for this belief, it refers to the establishment of the control stations on the Canadian border, already described in detail. A rearrangement of the officers under my supervision also gives promise of better results. This rearrangement has been made after a personal visit to all the stations, and a personal estimate of the capabilities of the officers. Such visits from time to time seem to me indispensable. They afford opportunities for observation both of the actual conditions at the visited points and the means by which they are to be met; they establish a personal relation

between the head of the Bureau and the administrative officers, which is at once a stimulus to their efforts and a source of enlightenment to the Bureau.

There has been nothing in the conduct of my duties during the past year that I believe will be of more immediate and practical benefit than the knowledge thus acquired.

It is much to be regretted that the efforts of the Bureau officers have in some instances been met with half-hearted support on the part of a few of the United States attorneys. A notable instance is given in the foregoing report of the commissioner of immigration at Montreal, Canada. In the majority of cases, however, the law officers of the Government, other than some of the United States commissioners, are vigilant and active in the discharge of their duties in connection with the enforcement of the Chinese exclusion and immigration laws, and the Bureau has much pleasure in testifying to the unvarying promptness of the Department of Justice in rendering at all times such assistance as has been requested, contributing thereby materially to such success as has been achieved in the administration of this complex and much resisted legislation.

The Bureau feels that it is incumbent upon it to present certain information in regard to the enforcement of so much of the laws, both those regulating immigration and those in relation to the exclusion of Chinese, as rests with the judicial branch of the Government. Such information is indispensable to an intelligent comprehension of the measure of success that has been achieved by the two branches of Bureau officers.

In consequence of the activity of immigration officers there was instituted, last February, 15 civil suits against the San Francisco Brick Company, of California, for inducing the immigration under contract of 15 English brickmakers. Although by agreement of counsel the testimony of the imported brickmakers was taken previous to their deportation four months ago, the Bureau has no knowledge that the cases have ever been brought to trial. The same is true of suits brought during the past year upon similar evidence against the New Castle Pottery Company, of Pennsylvania. It seems necessary to enlighten the public by directing attention to the fact that the Bureau has no powers except those of an administrative nature in connection with the immigration and Chinese exclusion laws. Cases arising thereunder cognizable by the courts are beyond its jurisdiction. As throwing some light, however, upon the apparent ineffectiveness of the Chinese exclusion laws, it presents the following tabulated statements, showing the number of arrests in New York and the New England States of Chinese persons and the disposition thereof by the United States commissioners and courts.

REPORT OF TRIALS BEFORE UNITED STATES COMMISSIONERS IN NORTHERN NEW YORK OF CHINESE ARRESTED DURING THE FISCAL YEAR ENDED JUNE 30, 1903, FOR BEING UNLAWFULLY IN THE UNITED STATES.

Commissioner.	Residence.	Discharged.	Ordered deported.	Pending.	Total.	Ratio of deportations.	Ratio of trials.
						P. ct.	*P. ct.*
J. B. Rodgers	Watertown	.....	3	1	4	75	0.4
F. J. Gray	Ogdensburg	104	59	34	197	30	18
B. L. Wells	Malone	125	63	19	207	30	19
Fred W. Dudley	Port Henry	210	40	73	323	12	29
J. Corbin	Plattsburg	238	37	101	376	10	34

The act approved March 3, 1901, provided that the United States attorney for the district in which any Chinaman should thereafter be arrested for being unlawfully in the United States might designate the United States commissioner before whom such arrested Chinaman should be heard. It would, therefore, appear that the said attorney would in every instance endeavor to exercise such power in the manner best to conserve the interests of the Government in such cases. The foregoing table shows that the commissioner in each instance who ordered the largest per cent of deportations received the least number of cases. It is unnecessary to comment further upon the information disclosed by the said table.

The increase of territory over which the Chinese exclusion laws are to be enforced, as well as the measures either adopted or to be adopted, to which reference has already been made, will necessitate a larger appropriation, an estimate of the amount of which will also be given at the appropriate time.

REPORT OF DISPOSAL OF CASES OF CHINESE ARRESTED FOR BEING UNLAWFULLY IN THE UNITED STATES.

	New England districts, fiscal year—			Eastern district of New York, fiscal year—		
	1901.	1902.	1903.	1901.	1902.	1903.
Number of cases pending at beginning of fiscal year:						
Before United States commissioner	25	81	47	0	0	0
Before United States courts	3	26	20	0	0	0
Arrests during the year	135	137	63	0	0	30
Arraigned before United States commissioner	135	137	63	0	0	30
Bailed before hearing by United States commissioner	17	6	0	0	0	16
Bailed on bonds	17	8	1	0	0	15
Bailed on personal recognizance				0	0	1
Appeared before United States commissioner for trial	79	126	102	0	0	30
Discharged by United States commissioner	20	56	22	0	0	17
Ordered deported by United States commissioner	59	64	80	0	0	13
Deported on commissioner's finding	9	4	11	0	0	1
Bailed on notice of appeal to United States court	12	4	15	0	0	12
Pending before United States commissioner	81	47	8	0	0	0
Failed to take said appeal or appear	0	0	0	0	0	0
Appeared for trial	26	106	49	0	0	12
Discharged by court	0	29	18	0	0	1
Ordered deported by court	9	77	31	0	0	11
Actually deported on said order	9	77	31	0	0	0
Pending in court at close of fiscal year	26	20	6	0	0	11

The significant facts disclosed by the foregoing statement are, first, that Chinese prisoners are admitted to bail with great liberality, notwithstanding the obvious intent of the provisions of the acts of May 5, 1892, and November 3, 1893, to put a check upon such practice. It is, furthermore, shown that these persons are bailed at all stages of the proceedings, in some cases even being allowed to go at large upon the mere personal recognizance of private individuals—sometimes the attorneys representing them. In view of this fact it will not be difficult to understand the further circumstance, above shown, that many cases have been pending year after year, of the disposal of which there seems to be no record. It is fair to presume that in many instances the Chinese prisoners have never turned up. In some cases other persons, who were willing to be deported, have taken the place of the prisoner, since the interval of time between the latter's enlargement on bail and the hearing of the case has rendered it impossible to identify the prisoner surrendered with the actual violator of the law.

BUREAU OF IMMIGRATION.
F.P. SARGENT, Commissioner-General.

CHART Nº 2.

DISPOSITION OF CHINESE ARRIVED AT UNITED STATES PORTS, AND CHINESE ARRESTED WITHIN THE UNITED STATES. BECAUSE HERE IN VIOLATION OF LAW.

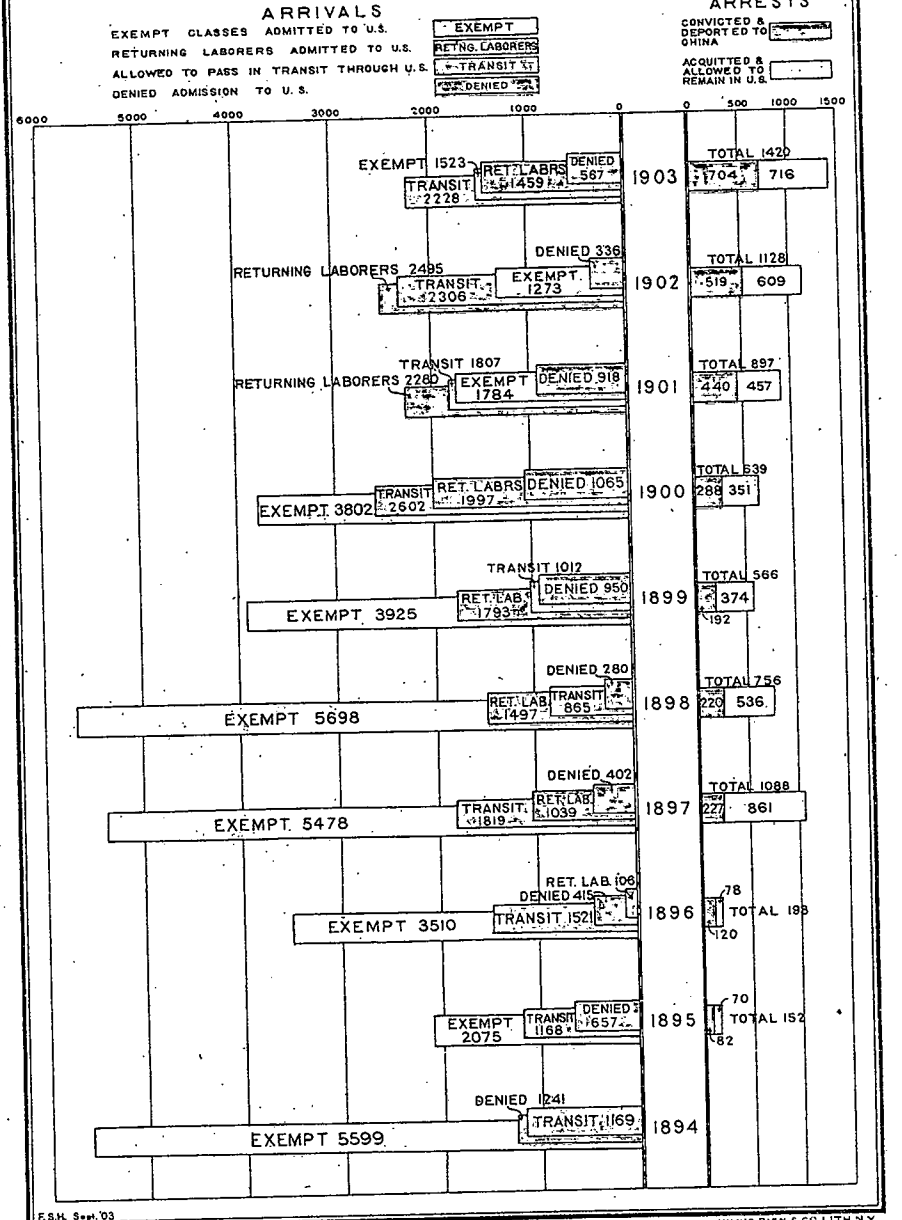

F.S.H. Sept. '03

JULIUS BIEN & CO. LITH. N.Y.

FINANCIAL.

Below is given a statement showing the receipts and disbursements on account of the "Immigration fund," the appropriation for the enforcement of the contract-labor law up to March 4 last, at which time the said law became a part of the new general immigration law, and the appropriation for the enforcement of the Chinese exclusion laws:

RECEIPTS AND EXPENDITURES ON ACCOUNT OF THE IMMIGRANT FUND FROM JULY 1, 1902, TO JUNE 30, 1903, AND BALANCE ON HAND JUNE 30, 1903.

Balance June 30, 1902	$686,282.21
Receipts fiscal year 1903	1,416,515.14
Total	2,102,797.35
Expenditures fiscal year 1903	826,314.66
Balance June 30, 1903	1,276,482.69

ITEMIZED STATEMENT OF RECEIPTS AND EXPENDITURES AT THE VARIOUS PORTS.

	Receipts.	Expenditures.		Receipts.	Expenditures.
Astoria, Oreg	$59.00	.....	Norfolk, Va	$4.00	.....
Baltimore, Md	87,541.00	$15,963.82	Philadelphia, Pa	42,745.00	$20,089.42
Bangor, Me	2.00	.....	Portland, Me	702.00	675.60
Barnstable, Mass	4.00	.....	Portland, Oreg. (Willamette)	573.00	.....
Beaufort, S. C	1.00	.....	Porto Rico	7,136.00	6,173.38
Boston, Mass	96,221.00	28,195.27	Port Townsend, Wash	4,949.00	.....
Charleston, S. C	10.00	.....	Providence, R. I	393.00	.....
Eagle Pass, Tex	64.00	.....	San Diego, Cal	6.00	.....
El Paso, Tex	206.00	.....	San Francisco, Cal	10,241.00	8,817.93
Fernandina, Fla	8.00	.....	Shieldsboro, Miss	5.00	.....
Galveston, Tex	3,314.00	.....	Tampa, Fla	13.00	.....
Gloucester, Mass	6.00	.....	Wilmington, Del	2.00	.....
Honolulu, Hawaii	18,337.00	4,760.04	Quebec and Halifax, Canada	33,413.00	15,988.07
Jacksonville, Fla	9.00	.....	Vancouver, British Columbia	4,174.00	10,170.35
Key West, Fla	7,255.00	.....	Amount paid on Ellis Island buildings, fiscal year 1903	.....	50,000.00
Marblehead, Mass	1.00	.....			
Miscellaneous	.....	189,907.88			
Mobile, Ala	185.00	.....			
New Bedford, Mass	5,171.00	.....			
New Orleans, La	6,574.00	3,551.51			
Newport News, Va	18.00	.....			
New York, N. Y	1,087,173.14	472,021.39	Total	1,416,515.14	826,314.66

RECAPITULATION OF EXPENSES.

	First quarter.	Second quarter.	Third quarter.	Fourth quarter.
Baltimore, Md	$3,077.58	$2,737.70	$4,150.83	$5,997.71
Boston, Mass	4,874.21	5,938.14	6,735.48	10,647.44
Honolulu, Hawaii	576.00	855.75	1,471.50	1,856.79
Miscellaneous	22,572.58	32,823.48	47,357.97	87,153.85
New Orleans, La	406.68	402.83	1,285.43	1,456.57
New York, N. Y	98,438.74	88,537.75	112,848.26	172,196.64
Philadelphia, Pa	3,515.20	6,024.04	3,578.91	6,971.27
Portland, Me	151.60	157.60	158.00	208.40
Porto Rico	1,216.59	1,770.02	1,658.82	1,527.95
Quebec, Canada	3,647.58	3,638.67	4,160.37	4,541.45
San Francisco, Cal	2,020.63	1,938.25	2,446.58	2,412.47
Vancouver, British Columbia	1,900.11	2,509.98	2,717.76	3,042.50
Paid on Ellis Island buildings, fiscal year 1902	.....	.....	.....	50,000.00
Total	142,397.50	147,334.21	188,569.91	348,013.04

Appropriation for the enforcement of alien contract-labor laws, 1903	$150,000.00
Disbursements on account of salaries and traveling expenses of inspectors, together with amount expended in the deportation of aliens here in violation of alien contract-labor law	106,718.89
Appropriation for the enforcement of Chinese exclusion act, 1903	250,000.00
Disbursements on account of salaries and traveling expenses of inspectors, together with amount expended in the deportation of Chinese here in violation of law	268,635.63

From the foregoing statement it will be seen that the net balance on hand after payment of all expenses incident to the administration of the laws and regulations in regard to immigration, and of $50,000 on account of the new building on Ellis Island, New York Harbor, is $1,276,482.69. This is an increase over the balance on hand at the corresponding period last year of $590,200.48. The total expenditures for the execution of the immigration laws were, at the various points named in Table XV, $826,314.66. This total, of course, is exclusive of the expenditures involved in the administration of the alien contract-labor laws, which, as will be seen elsewhere, were made from a specific appropriation for that purpose of $150,000, and aggregated $106,718.89, and, furthermore, is exclusive of the payment from the "Immigrant fund" (the head-tax receipts) of $50,000 for the new building above referred to.

CHINESE DEPORTATIONS.

On eastern part of Canadian frontier	307
On western part of Canadian frontier	228
On Mexican boundary principally	138
Total	673

As will be seen from the accompanying financial statement, the total cost of making deportations was $80,375.45. Of this sum, the deportations of Chinese crossing the Canadian line cost $64,965.71, the larger per capita expense being due to the greater distance of those reported in Table XVIII as crossing into New York and the New England States from China. Large as the amount expended for this purpose is, it by no means represents all the charges to which the Government is put on account of this evil. An indefinite additional sum must be added thereto, including salaries and traveling expenses of officers employed to enforce the law in this respect, the cost of trial by the courts and commissioners, the jail fees, etc.

The Bureau has expended, as the annexed table shows, $268,635.63, an amount in excess of the annual appropriation of $18,635.63. The necessity for such expenditure, as well as of a larger appropriation for the enforcement of these laws, has, it is believed, been shown herein. The laws can be made effective of their design, but to make them so the means must be furnished; otherwise the outlay made already will prove in a measure to have been a useless expenditure.

Expended for salaries and expenses of officers and miscellaneous items	$188,260.18
Expended for deportation of prisoners entering the United States over Canadian border	64,965.71
Expended for deportation of prisoners entering the United States at other points	15,409.74
Total expenditures	268,635.63
Amount of appropriation, 1903	250,000.00
Amount of deficiency	18,635.63

CHARTS.

Accompanying the report the Bureau presents charts, which contain in graphic form information in regard to immigration, in accordance with the headings attached to each chart.

It seems necessary, however, to furnish a definite description of chart No. 3, to avoid any risk of misapprehension.

CHART NO. 3.

INCREASE AND DECREASE.

Diagrams shown on this map indicating the yearly increase and decrease in each State's proportion of the entire immigration to the United States prominently show progressively increasing proportions of immigrants going to the group of States consisting of Pennsylvania, Ohio, and West Virginia, while the percentage for the neighboring State of New York has gradually decreased from 42 per cent in 1892 to 30 per cent in 1903. They also show the far Western States are attracting increasing proportions and the Middle West and South decreasing percentages year by year. Thus a considerable change is shown to be taking place with regard to the distribution of immigrants in these different sections of the country.

It is of interest to note in this connection the uniformity of the fluctuation of immigration to the New England States, each of them having attracted increasing proportions from 1892 to 1895 or 1896, with decreased percentages since (leaving out of consideration the increase for Vermont during the past two or three years).

RACE CLASSIFICATION.

Ninety-seven per cent of the immigration to this country comes from Europe. This European immigration may be separated by race into four or five well-recognized divisions, which conform more or less to geographical location. With the assistance of Prof. Otis T. Mason, Curator of Ethnology, National Museum, most of these different races or peoples coming from Europe have been grouped into four grand divisions, as follows:

Teutonic division, from northern Europe: German, Scandinavian, English, Dutch, Flemish, and Finnish.

Iberic divison, from southern Europe: South Italian, Greek, Portuguese, and Spanish; also Syrian from Turkey in Asia.

Celtic division, from western Europe: Irish, Welsh, Scotch, French, and North Italian.

Slavic division, from eastern Europe: Bohemian, Moravian, Bulgarian, Servian, Montenegrin, Croatian, Slovenian, Dalmatian, Bosnian, Herzegovinian, Hebrew, Lithuanian, Polish, Roumanian, Russian, Ruthenian, and Slovak.

The Mongolic division has also been added, to include Chinese, Japanese, Korean, East Indian, Pacific Islander, and Filipino.

The foregoing racial divisions are indicated on the chart by the coloring of the race bars. By reason of blood mixture this classification is somewhat arbitrary, especially with regard to Finnish, Scotch, and southern Germans.

RACIAL DISTRIBUTION.

Iberic and Slavic divisions: More than 70 per cent of the immigration going to the group of seven States, New York, Pennsylvania, New Jersey, Ohio, Delaware, Maryland, and West Virginia, which group receives 60 per cent of the entire immigration to the United States, belong to the Iberic races of southern Europe (principally South Italian) and Slavic races of eastern Europe, including Magyars from Hungary. Of the great bulk of immigration going to New York, 35 per cent is South Italian and 24 per cent Hebrew. Other eastern and southern States, and Indiana, Illinois, and Missouri get large percentages of immigrants belonging to the Iberic and Slavic divisions. Louisiana is conspicuous because of heavy percentage of South Italians.

Teutonic division: The northwestern States get heavy percentages of immigrants of Teutonic blood from northern Europe, the States of Michigan, Minnesota, North and South Dakota, Iowa, Kansas, Nebraska, and Utah each receiving from 65 to 90 per cent of immigrants of this class.

Keltic division: New England and some of the Southern States show moderate proportions of immigrants of the Keltic division. This class of immigrants, however, is most conspicuously represented in the Southwest and Rocky Mountain regions.

Mongolic division: Most of the immigrants of the Mongolic division, principally Japanese, go to Hawaii and the Pacific coast. Of all the immigrants going to Hawaii, 86 per cent are Japanese.

OCCUPATIONS.

Character of the immigration to certain States and sections with regard to occupation is conspicuously shown by the variation in the proportions of the two great classes designated under the heads of "laborers" and "no occupation." (Immigrants

classed under the head of "no occupation" are composed almost entirely of women and children. This class, therefore, represents families.)

An examination of the chart shows that immigration to the mining regions of the Alleghenies, Lake Superior, and Rocky Mountains is composed of comparatively few families and a very large proportion of laborers, while that to the agricultural districts of the Middle West and South is composed of comparatively few laborers and large proportions of families. The latter fact is conspicuously the case with regard to the tier of seven prairie States and Territories from North Dakota to Texas, where nearly half the immigration consists of women and children classed under the head "no occupation," with a corresponding decrease in the proportion of laborers. It is notable also that the Teutonic element in the immigration to this tier of States greatly predominates, and there are more Germans than immigrants of any other Teutonic race.

BUREAU OF IMMIGRATION.

It will not be possible for even the most casual reader to peruse the foregoing report without conceiving a strong impression of the immensity of the Bureau's operations. They are coextensive with the continental and insular territory, from Alaska on the north to Porto Rico on the south, and from the Atlantic coast on the east to the western shores of the Philippine Archipelago, besides its temporary details of officers for service in Europe, the official investigations in China, made under the provisions of the Chinese-exclusion laws, and the location of officers in the countries adjoining the United States on the north and south. It administers two systems of legislation, both elaborate and one exceedingly complex, through hundreds of offices scattered over the vast area above referred to. In addition to all this, under the provisions of the act approved February 14, 1903, by which the Bureau was transferred to the Department of Commerce and Labor, the duties heretofore discharged by collectors of customs and collectors of internal revenue, in compliance with the laws and treaty relating to the exclusion of Chinese, except the registration of Chinese laborers in the Philippine Islands, will hereafter be performed by officers under the control of the Bureau.

The character of the work assigned to the Bureau, moreover, is no less noteworthy than its magnitude. It deals, not with the handling of dutiable goods, the raising of revenue, the management of the public finances, the consideration of questions of internal policy or international relations—these are all of sufficient importance to our national well-being—but with human beings, on account of and for whose sake all other and minor governmental provisions have their only reason and existence. Its duties are more important than those of other branches of the public administration in the exact proportion in which men are more important than things. They are also the more exacting, in somewhat the like proportion, requiring in a high degree the best qualities of manhood for their proper discharge—intelligence, energy, unflagging watchfulness, executive ability, firmness and decision of character, and, above all else, a broad humanity, which always sees in the masses of aliens, not mere animals, but fellow-beings under adverse conditions, and yet never permits its sympathies to obscure its duty to the people and institutions of this country which have the highest claim upon it. It should require no argument to prove that men with such qualifications are found after practical use only. They can not be tested by the standards of the schools alone, nor should their inability to measure up to some academic requirement deprive the Government of their valuable services.



ALIENS WHO HAVE BEEN ADMITTED LANDING IN NEW YORK AT THE BARGE OFFICE.

The foregoing observations apply with especial force to the administrative officers employed in the Bureau where all the lines of activity, throughout the field of its energies, converge and from which emanate the spirit and purpose that characterize the entire service.

Thus far in its development I believe that the Bureau has been fortunate in this respect. But it has reached a stage where the sudden and heavy increase in its duties requires the immediate services of additional officers. It must have men of some experience in the enforcement of the laws confided to it, and it must have enough of such men to meet and overcome the work which is now accumulating much more rapidly than it can be disposed of with the greatest display of efficiency and endurance by those now at its command. It has endeavored to meet the difficulty by temporary details of field officers for service in Washington until Congress could be appealed to for authority to employ additional men. In this effort it has been only partially successful, owing to what appears to me, speaking with all possible respect, to be a very narrow and rigidly literal construction of the statute intended to prevent the unnecessary detail of field officers for duty in the Departments at Washington.

The Bureau is thus confronted with the following dilemma: how to transact its large and rapidly increasing business with the official force provided by Congress when that business was comparatively small and stationary. If it brings experienced officers from the field to provide for emergencies until Congress can be appealed to for permanent provision, those officers, under the construction referred to, can receive no pay and the head of the Bureau has, notwithstanding the necessity, violated the law. If it applies for a register of eligibles, it at least can secure only inexperienced men to do highly specialized work at a time when pressure of business forbids supervision of their work by its skilled officers.

In conclusion, I have to report that in the initial year of my administration, I have deemed it my duty to enforce the laws confided to me according to their plain literal purport. That those whose interests run counter to the laws find fault with such a policy does not, to my mind, justify a resort to academic reasoning as to the intent of Congress that could only result, if satisfactory to those interests, in establishing the principle that the laws of this country are not to be administered with uniformity. If there is any just complaint against the operation of the law it can be properly addressed only to the legislative branch of the Government, from which alone the remedy can be obtained, and, in that case, effective support for such complaint is supplied by an equal and firm enforcement of the law.

All of which is respectfully submitted.

F. P. SARGENT,
Commissioner-General.

The SECRETARY OF THE TREASURY.

RECOMMENDATIONS

OF THE

COMMISSIONER-GENERAL OF IMMIGRATION

TO THE

SECRETARY OF COMMERCE AND LABOR.

BASED UPON THE ANNUAL REPORT FOR THE FISCAL YEAR ENDED JUNE 30, 1903.

DEPARTMENT OF COMMERCE AND LABOR,
BUREAU OF IMMIGRATION,
Washington, July 1, 1903.

SIR: I have the honor to submit for your consideration, in connection with my annual report to the Secretary of the Treasury of the operations of the Bureau of Immigration for the fiscal year just ended, the following recommendations. While the time that has elapsed since the enactment of the new immigration law has been too brief to admit of a comprehensive criticism of its possible defects or to justify an unqualified commendation of it, yet in some respects it obviously requires immediate amendment. Thus, in section 1, so much should be stricken out as exempts transportation companies from the payment of the head tax on aliens in transit through this country to foreign territory.

The distinction thus made—by a clerical error, I am informed—is one of small practical value to the companies bringing aliens to the United States, and has been productive of much embarrassment in administration, since an alien in transit may be one who passes immediately through, or one who delays on the way for a greater or less time. How long such delay might continue and the alien retain his character as a transit for the purpose of exemption from the head tax is a question that must produce many conflicts of opinion. It is therefore urged that the words "upon aliens in transit through the United States nor" be stricken from section 1 of the act approved March 3, 1903.

ALIEN SEAMEN.

It has been held by the Attorney-General that neither the provisions of the law in relation to the introduction of aliens under agreement to perform labor or service of any kind in the United States, nor the laws in relation to the exclusion of Chinese persons, conflict with the bringing of Chinese seamen to the country and their subsequent landing, to be sworn before a United States shipping commissioner, to become members of the crews of American vessels. This decision, in my judgment, discloses a serious defect which demands remedial legislation in the laws referred to. Particularly does this necessity arise as to the first-mentioned laws, since it can not be assumed that Congress intended to make the provisions for the protection of American labor any less effective as regards those employed as seamen than with respect to citizens of the country engaged in other pursuits involving physical labor.

I am aware that in many instances efforts have been made to interpolate into the various laws affecting the immigration of aliens to this country, an implied exception as regards seamen, upon the apparent theory that such exception is necessary to the growth of our mercantile marine. Usually, however, the sole obstacle to securing American seamen is that it costs more than alien labor in the same line. In such case it can not reasonably be contended that our merchant marine stands in this respect upon any other or different footing from that occupied by our numerous and meritorious industries, which would equally desire the privilege of securing labor where it can be obtained at the lowest cost.

I must therefore ungently recommend the enactment of additional legislation to prevent the introduction through the ports of the United States, for service as seamen on board of vessels of American registry, of preengaged aliens, and of an amendment to the laws in relation to the exclusion of Chinese persons and persons of Chinese descent that will prohibit the landing of such persons temporarily, to be taken before a shipping commissioner and made members of a crew of a ship of domestic registry.

INCREASING EXCLUDED CLASSES.

The steadily increasing influx of aliens, now amounting approximately to 1,000,000 annually, constrains me to suggest the importance of still further enlarging the list of inadmissible aliens. It would materially diminish the risks attendant upon the amalgamation of such a large and heterogeneous mass with our own citizens to remove, as far as possible, every condition that conflicts with that end. Thus, those who are helpless from senility should be lessened by excluding all those aliens who are 60 years of age or over unless they have children resident here and able to provide for them. Those whose independence is endangered by ignorance might be kept within narrow bounds by exacting of all above a certain age evidence of at least a primary mental training.

For the same purpose, moral perverts might be excluded by requiring some evidence of their reputation for honesty and industry from the authorities in their own countries, while those in any way physically disabled, as well by noncommunicable as by communicable disease, or by bodily deformity, accidental or congenital, should be denied admission, as they would become probable burdens upon this country. Such a course would deprive foreign communities of the interest they now have to encourage the departure to this country of those members whose continued residence therein constitutes a menace to the common peace, good order, health, and prosperity.

DETAIL OF MEDICAL OFFICERS.

I deem it a matter of importance that provisions should be made for the detail of competent medical officers, representing the Government, for service at foreign ports, to examine aliens prior to embarkation for the United States. The practical wisdom of such a policy from a sanitary point of view must be obvious. Such officers would not in any degree be biased, as physicians employed by the transportation lines might naturally be, by pecuniary interests to pass doubtful cases. As a result, the risk of introducing disease through the exposure of healthy aliens on board would be obviated, the distress incident to the return of diseased aliens avoided, and the transportation lines be protected from the danger of being fined under the provisions of section 9 of the act of March 3, 1903.

NATURALIZATION.

During the year there has been introduced, and now is in successful operation, a card index system, by means of which such an accurate and accessible record is kept at every port of arrival that at any subsequent time the name, date of arrival, and other particulars in regard to every alien entering the United States can be readily ascertained. One of the frequently recurring experiences of inspection officers is the

fraudulent claim to citizenship made by aliens to escape inspection, and possible rejection, to which they would otherwise be subjected. Some of these aliens present the naturalization papers of others, but more of them show certificates obtained from the courts by palpable deceit. If deprived of such fraudulently obtained evidence of their immunity from the provisions of the immigration laws, they can easily, by the means already used successfully, secure a reissue from the court originally granting them naturalization, or obtain new certificates from other courts.

As a means of preventing violations of the immigration laws in the manner indicated, I recommend the enactment of legislation restricting the authority of the courts, State and Federal, to grant naturalization to aliens, to those who can prove their residence in this country for the statutory period by duly authenticated copies of their record kept in the above-mentioned card index. Such legislation will be productive of other obvious benefits, to which it is not incumbent upon me, in this connection, to do more than refer.

BUILDING AT SAN FRANCISCO.

At the port of San Francisco a building should be erected for the accommodation of aliens, pending a decision as to their right to enter the United States. Such a structure is of special importance at that port, as it is the chief port of entry for Chinese, and because, moreover, through it enter chiefly oriental peoples, who are the principal mediums for the introduction of dangerous communicable diseases. I recommend, accordingly, an appropriation of $200,000 for the erection at said port, preferably on Government land in the harbor separate from the mainland, of buildings for the accommodation of aliens, for their safe detention until shown to be entitled to land, and to prevent communication with them by persons who find their interest in landing aliens unlawfully.

It is deemed important, moreover, that provision be made for the collection of data showing the number of aliens annually departing from the United States, both to prevent extravagant estimates of the number of aliens resident in this country and to secure some fairly correct knowledge of the net increase of our population from immigration.

DISTRIBUTION OF ADMITTED ALIENS.

By far the most important recommendation I have to make, however, is for legislation directed to the distribution of those aliens who are admitted. The menace to our security and good order comes not so much from the number of aliens introduced as constituent elements of our population, nor even so much from their individual deficiencies, however serious, as from their congregation in alien colonies, usually in our great cities, where the competition for the means of subsistence is most strenuous, the contrasts between wealth and poverty most conspicuous and most productive of discontent and resentment against such inequalities and the civilization which makes such contrasts possible, and where temptations to vice are most numerous.

These colonies, thus unfortunately located, continue alien in language, thought, and feeling. Their members not only pursue nonproductive or but slightly productive occupations, or else lower the scale of decent existence by lending themselves to foster the avarice of "sweat-shop" owners, but deprive the employers of labor through-

out the country of much needed assistance that would bring good pay to the laborer, profit to the employer, and benefit to the country at large. The matured crops of the West and South may be lost for lack of harvesters, while the street organs, push carts, and sweat-shops of the cities are insufficient to accommodate their alien followers. While suffering, and envy of the rich in the cities are educating anarchists, opportunities for making homes are going to waste elsewhere.

I know of nothing more important at this time for the consideration of Congress than legislation to break up these alien colonies, to distribute their members where they can find needed and useful employment and supply equally useful labor. There is no specific against radical views and lawless tendencies equal to profitable employment and the possession of a home.

I therefore urgently recommend that legislation be enacted, accompanied by sufficient appropriations for the erection of buildings at the various ports of entry, with a view to the dissemination among arriving aliens by Government or State officers of information that will enable them to locate at those places in this country where their labor is required and where they can have the best opportunities of making homes for themselves and their children.

CHINESE EXCLUSION LAWS.

As regards the Chinese-exclusion laws I have to recommend that the same right of appeal from the decision of the United States courts now granted to Chinese persons tried upon the charge of being unlawfully in this country be given to the Government in such cases; that Chinese merchants be required to file with administrative officers full lists of the members of their firms, the amount invested by each member, and the date when each became a partner, as well as a prompt notification to said officers of any changes in the membership or business of their firms, and that Chinese inspectors be attached to the foreign consulates to make the examination required by section 6 of the act of July 5, 1884, of the claims of members of the various classes exempted from the exclusion policy by the treaty of December 8, 1894. It is also urged that Chinese persons arrested for being unlawfully in this country should not be released on bail. The contrary practice by the courts has resulted in many violations of law, and the Chinaman so arrested can as easily produce the evidence of his right of residence within a few hours as he can in as many months.

I have also to recommend that, in emergencies, I may be permitted to detail for duty at the Bureau at Washington, temporarily, as many at one time as two experienced field officers or clerks of the Immigration Service. The lack of such authority has seriously interfered with the prompt discharge of the rapidly increasing business of the Bureau.

The foregoing recommendations are made and such reasons are adduced to support them as seemed possible without repeating in its entirety the report made to the Secretary of the Treasury. Your attention is therefore requested to that report as supplying the complete data to show the necessity for adopting the legislation urged.

All of which is respectfully submitted.

F. P. SARGENT,
Commissioner-General.

The SECRETARY OF COMMERCE AND LABOR.

O